

Ashmore SICAV Emerging Markets Total Return Fund Retail USD Distribution

Categoria Morningstar™

Obbligazionari Paesi Emergenti

Benchmark Morningstar

Morningstar Emerging Markets Sovereign Bond GR USD Usato nel Report

Benchmark Dichiarato

25% JPM GBI-EM Global Diversified TR EUR, 50% JPM EMBI Global Diversified TR EUR, 25% JPM ELMI+ TR USD

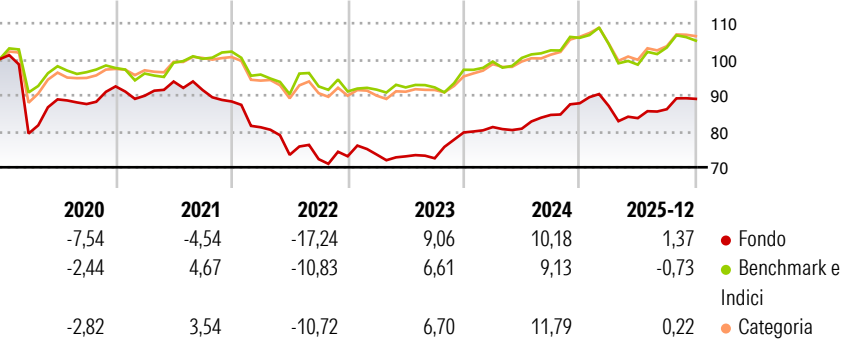
Morningstar Rating™

★

Obiettivo d'Investimento Dichiarato

The Sub-Fund will mainly seek to access the returns available from Emerging Market Transferable Securities which are debt in nature and other instruments issued by Sovereigns, Quasi-Sovereigns and Corporates denominated in local currencies, as well as US Dollars and other major currencies, including also investing, in financial derivative instruments and related synthetic structures or products. The Sub-Fund is actively managed and references a blended benchmark comprised of 50% JP Morgan EMBI GD, 25% JP Morgan GBI-EM GD and 25% JP Morgan ELMI+ (the "Benchmark") as part of its investment process for the purpose of comparing its performance against that of the Benchmark. The Investment Manager has full discretion over the composition of...

Rendimenti



Misure di Rischio

3Y Alpha	2,20	3Y Sharpe Ratio	0,57
3Y Beta	0,90	3Y Std Dev	6,81
3Y R-Squared	63,54	3Y Risk	+Med
3Y Info Ratio	0,39	5Y Risk	+Med
3Y Tracking Error	4,97	10Y Risk	Alto


Basati su Morningstar Emerging Markets Sovereign Bond GR USD (dove applicabile)

Rend. Cumulati %	Fondo	Bmk	Cat
3-Mesi	0,71	-2,55	0,22
6-Mesi	6,25	4,23	6,02
1-Anno	1,13	-1,94	0,58
3-Anni Ann.ti	5,28	3,76	5,90
5-Anni Ann.ti	-0,47	1,16	2,63
10-Anni Ann.ti	1,90	2,78	3,55

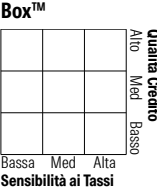
Rendimenti aggiornati al 27/01/2026

Rendimenti Trimestrali %	Q1	Q2	Q3	Q4
2026	-	-	-	-
2025	-0,89	-3,87	2,97	3,33
2024	1,89	-0,57	4,73	3,84
2023	0,66	-0,68	-0,74	9,90
2022	-8,11	-9,44	-1,63	1,11

Portafoglio 30/09/2025



Fixed Income Style Box™



	Fondo
Duration Effettiva	-
Maturità effettiva	-
Qualità Credito Media	-

Credit Quality %	Fondo	Credit Quality %	Fondo
	o		o

Titoli principali

Nome	Settore	%
Petroleos de Venezuela SA 8.5%	—	6,85
United States Treasury Bills...	—	5,67
Secretaria Do Tesouro...	—	2,39
Secretaria Do Tesouro...	—	1,97
Mexico (United Mexican...	—	1,22
Malaysia (Government Of)...	—	1,04
Secretaria Do Tesouro...	—	1,02
CHINA GOVERNMENT B 1.83%	—	0,90
Mexico (United Mexican...	—	0,85
Malaysia (Government Of)...	—	0,84
% Primi 10 Titoli sul Patrimonio		22,73
Numero Complessivo di Titoli Azionari		2
Numero Complessivo di Titoli Obbligazionari		421

Fixed Income Sector Weightings %

	Fondo
Governativo	78,01
Societario	10,65
Cartolarizzazioni	0,00
Enti Locali	0,00
Liquidità ed equivalenti	11,20
Derivati	0,14
Coupon Range %	Fondo
0 coupon	7,54
Da 0 a 4 cedole	15,38
Da 4 a 6 cedole	29,52
Da 6 a 8 cedole	32,93
Da 8 a 10 cedole	11,59
Da 10 a 12 cedole	0,15
Oltre 12 cedole	2,90

Scadenze %

	Fondo
da 1 a 3	9,50
da 3 a 5	18,79
da 5 a 7	15,12
da 7 a 10	17,49
da 10 a 15	9,78
da 15 a 20	4,78
da 20 a 30	17,93
oltre 30	3,82

Anagrafica

Società di Gestione	Ashmore Investment Management (Ireland) Limited	Patrimonio Classe (Mln)	0,12 USD	Investimento Min. Ingresso	5.000 EUR
		(27/01/2026)		Investimento Min. Successivo	500 EUR
		Domicilio	LUSSEMBURGO	T.E.R.	2,05%
Telefono	-	Valuta del Fondo	USD	Spese correnti	1,98%
Web	-	UCITS	Si	Commissione di incentivo	-
Data di Partenza	01/02/2013	Inc/Acc	Inc		
Nome del Gestore	-	ISIN	LU0640454582		
Data Inizio Gestione	22/06/2011				
NAV (27/01/2026)	USD 59,52				

Ashmore SICAV Emerging Markets Total Return Fund Retail USD Distribution

Patrimonio Netto (Mln) 247,75 USD

(30/09/2025)