

# Neuberger Berman Asia Responsible Transition Bond Fund USD A Accumulating

**Categoria Morningstar™**  
**Class** Asia

**Benchmark Morningstar**

Morningstar Asia USD Broad Market Bond JPM Asia Credit TR USD

GR USD

Usato nel Report

**Benchmark Dichiarato**

JPM Asia Credit TR USD

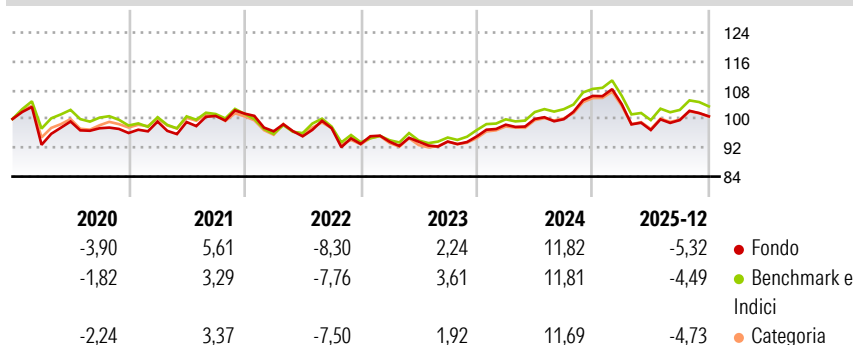
**Morningstar Rating™**

★★★

## Obiettivo d'Investimento Dichiarato

The Portfolio aims to achieve a target average return of 1-1.5% over the Benchmark before fees over a market cycle (typically 3 years) by primarily investing in Hard Currency-denominated debt issued in Asian countries. Investors should note that the target return is not guaranteed over a market cycle, a 12-month or any period and the Portfolio's capital is at risk. Investors should also note that, over the course of a market cycle, there may be significant periods of time during which the performance of the Portfolio will deviate from the targeted return and the Portfolio may experience periods of negative return. There can be no guarantee that the Portfolio will ultimately achieve its investment objective.

## Rendimenti



## Misure di Rischio


3Y Alpha	-0,71	3Y Sharpe Ratio	-0,02
3Y Beta	0,99	3Y Std Dev	6,43
3Y R-Squared	91,46	3Y Risk	Med
3Y Info Ratio	-0,55	5Y Risk	Med
3Y Tracking Error	1,41	10Y Risk	Med

Basati su Morningstar Asia USD Broad Market Bond GR USD (dove applicabile)

Rend. Cumulati %	Fondo	Bmk	Cat	Rendimenti Trimestrali %	Q1	Q2	Q3	Q4
3-Mesi	0,58	0,04	0,22	2026	-	-	-	-
6-Mesi	5,07	4,50	4,59	2025	-2,17	-6,87	2,84	1,05
1-Anno	-4,21	-3,55	-3,93	2024	3,43	1,63	-0,08	6,47
3-Anni Ann.ti	2,62	3,43	2,63	2023	0,65	0,03	0,04	1,52
5-Anni Ann.ti	1,19	1,24	0,81	2022	-4,84	-1,45	2,35	-4,47
10-Anni Ann.ti	2,05	2,30	1,86					

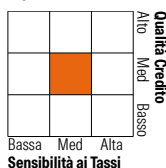
Rendimenti aggiornati al 14/01/2026

## Portafoglio 30/11/2025



## Fixed Income Style

Box™



Sensibilità ai Tassi

## Fondo

Credit Quality %	Fond	Credit Quality %	Fond
AAA	3,29	BBB	28,95
AA	6,60	BB	18,22
A	26,63	B	4,81
		Below B	2,71
		Not Rated	8,79

## Titoli principali

Nome	Settore	%
F/C Us Ultra Bond Cbt Mar26	—	6,73
F/C Us 2yr Note (Cbt) Mar26	—	6,16
Philippines (Republic Of)	—	2,96
Indonesia (Republic of)	—	2,10
Standard Chartered PLC	—	2,05
MTR Corporation (C.I.) Limited	—	2,00
Cfamc IV Co Ltd.	—	1,64
Dua Capital Limited	—	1,52
Oversea-Chinese Banking Corp...	—	1,51
% Primi 10 Titoli sul Patrimonio		26,67
Numero Complessivo di Titoli Azionari		0
Numero Complessivo di Titoli Obbligazionari		112

## Fixed Income Sector Weightings %

	Fondo
Governativo	19,42
Societario	75,17
Cartolarizzazioni	1,33
Enti Locali	0,00
Liquidità ed equivalenti	4,03
Derivati	0,04
Coupon Range %	Fondo
0 coupon	0,00
Da 0 a 4 cedole	27,05
Da 4 a 6 cedole	44,66
Da 6 a 8 cedole	19,50
Da 8 a 10 cedole	6,65
Da 10 a 12 cedole	2,14
Oltre 12 cedole	0,00

## Scadenze %

	Fondo
da 1 a 3	14,27
da 3 a 5	29,93
da 5 a 7	15,11
da 7 a 10	21,62
da 10 a 15	5,99
da 15 a 20	1,33
da 20 a 30	5,61
oltre 30	0,70

## Anagrafica

Società di Gestione	Neuberger Berman Asset Management Ireland Limited	Patrimonio Classe (Mln)	0,56 USD	Investimento Min. Ingresso	1.000 EUR
Telefono	-	(14/01/2026)		Investimento Min. Successivo	10.000 USD
Web	-	Domicilio	IRLANDA	T.E.R.	1,35%
Data di Partenza	30/06/2015	Valuta del Fondo	USD	Spese correnti	1,35%
Nome del Gestore	-	UCITS	Si	Commissione di incentivo	-
Data Inizio Gestione	30/06/2015	Inc/Acc	Acc		
NAV (14/01/2026)	USD 13,16	ISIN	IE00BYZS6K89		

# Neuberger Berman Asia Responsible Transition Bond Fund USD A Accumulating

Patrimonio Netto (Mln)

30,53 USD

**Class**

---