

UBS (Lux) Bond SICAV - Emerging Economies Corporates (USD) Q-acc

Categoria Morningstar™

Obbligazionari Corporate Paesi Emergenti

Benchmark Morningstar

Morningstar Emerging Markets Corporate

Bond 10% China Capped GR USD

Usato nel Report

Benchmark Dichiarato

JPM CEMBI Diversified TR USD

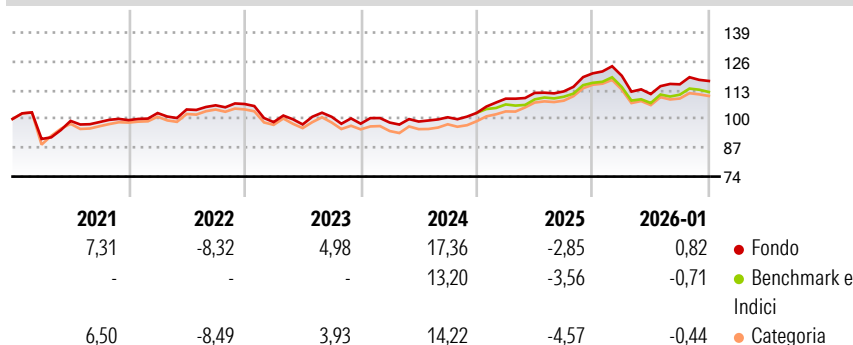
Morningstar Rating™

★★★★

Obiettivo d'Investimento Dichiarato

The objective of the sub-fund is to generate above-average long-term returns with a portfolio of corporate bonds issued by borrowers from emerging markets. To achieve this objective, the sub-fund invests predominantly in fixed-income and floating-rate securities issued by companies domiciled or chiefly active in emerging markets. These securities do not need a rating from a recognised rating agency (e.g. Moody's, S&P or Fitch). The sub-fund may invest no more than 20% of its net assets in fixed-income instruments denominated in RMB and traded on the China Interbank Bond Market ("CIBM") or through Bond Connect. These instruments may include securities issued by governments, quasi-public corporations, banks, corporations and other...

Rendimenti



Misure di Rischio

3Y Alpha	1,71	3Y Sharpe Ratio	0,41
3Y Beta	0,92	3Y Std Dev	6,59
3Y R-Squared	81,41	3Y Risk	+Med
3Y Info Ratio	0,76	5Y Risk	Med
3Y Tracking Error	2,16	10Y Risk	Med

Basati su Morningstar Emerging Markets Corporate Bond 10% China Capped GR USD (dove applicabile)

Rend. Cumulati %


	Fondo	Bmk	Cat
3-Mesi	0,16	-1,20	-0,73
6-Mesi	3,91	1,88	1,58
1-Anno	-1,99	-3,80	-4,90
3-Anni Ann.ti	5,88	4,27	3,83
5-Anni Ann.ti	3,27	1,83	1,73
10-Anni Ann.ti	4,25	3,85	3,22

Rendimenti aggiornati al 02/02/2026

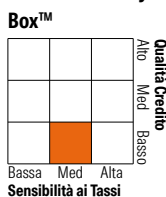
Rendimenti Trimestrali %

	Q1	Q2	Q3	Q4
2026	-	-	-	-
2025	-0,90	-6,90	3,94	1,32
2024	6,23	2,40	0,60	7,24
2023	0,52	0,46	1,94	1,98
2022	-7,65	-1,07	3,52	-3,07

Portafoglio 30/11/2025



Fixed Income Style Box™



Duration Effettiva	-
Maturità effettiva	6,23
Qualità Credito Media	B

Credit Quality %

	0		0
AAA	1,40	BBB	25,74
AA	9,01	BB	0,00
A	8,58	B	0,00
		Below B	51,06
		Not Rated	4,21

Titoli principali

Nome	Settore	%
United States Treasury Bills...	—	2,20
United States Treasury Notes...	—	1,72
UBS (Lux) BS China HY (USD)...	—	1,71
United States Treasury Bills...	—	1,61
Digicel International...	—	1,32
Grupo Nutresa Sa 9%	—	1,27
JSC National Company...	—	1,20
Fideicomiso Fibra Uno Sin...	—	1,12
United States Treasury Bills...	—	1,05
United States Treasury Bills...	—	1,00
% Primi 10 Titoli sul Patrimonio		14,22
Numero Complessivo di Titoli Azionari		1
Numero Complessivo di Titoli Obbligazionari		323

Fixed Income Sector Weightings %

	Fondo
Governativo	14,31
Societario	83,45
Cartolarizzazioni	0,00
Enti Locali	0,00
Liquidità ed equivalenti	2,38
Derivati	-0,13
Coupon Range %	Fondo
0 coupon	1,99
Da 0 a 4 cedole	9,99
Da 4 a 6 cedole	34,47
Da 6 a 8 cedole	28,45
Da 8 a 10 cedole	21,64
Da 10 a 12 cedole	1,84
Oltre 12 cedole	1,63

Scadenze %

	Fondo
da 1 a 3	7,76
da 3 a 5	26,96
da 5 a 7	21,39
da 7 a 10	24,05
da 10 a 15	6,15
da 15 a 20	1,74
da 20 a 30	7,04
oltre 30	2,19

Anagrafica

Società di Gestione	UBS Asset Management (Europe) S.A.	Patrimonio Classe (Mln)	14,16 USD	Investimento Min. Ingresso	-
Telefono	+352 4 36 16 11	Domicilio	LUSSEMBURGO	Investimento Min. Successivo	-
Web	www.credit-suisse.com	Valuta del Fondo	USD	T.E.R.	0,92%
Data di Partenza	28/09/2015	UCITS	Si	Spese correnti	0,91%
Nome del Gestore	Shamaila Khan	Inc/Acc	Acc	Commissione di incentivo	0,00%
Data Inizio Gestione	01/04/2023	ISIN	LU1240772738		
NAV (02/02/2026)	USD 163,71				

UBS (Lux) Bond SICAV - Emerging Economies Corporates (USD) Q-acc

Patrimonio Netto (Mln)	617,29 USD
(30/11/2025)	