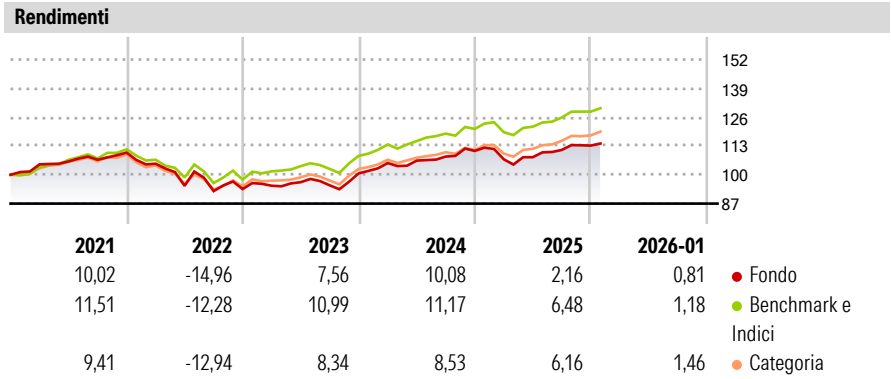


Core Series - Core Target Allocation 50 E EUR ND

Categoria Morningstar™	Benchmark Morningstar	Benchmark Dichiarato	Morningstar Rating™
Bilanciati Moderati EUR	Morningstar Euro Moderate Global Target Allocation NR EUR	N/A	★★
	Usato nel Report		

Obiettivo d'Investimento Dichiarato

This Sub-Fund seeks to achieve capital appreciation over the recommended holding period by investing in a diversified portfolio of the permissible instruments. The Sub-Fund invests primarily in open-ended UCIs and UCITS, equities and equity-linked instruments, Money-Market Instruments, debt and debt-related instruments (including convertible bonds and bonds cum warrants), deposits subject to call with a maximum term of 12 months, and interest-rate certificates. During the first three years after launch, the allocation of the Sub-Fund's assets to equity and equity-linked instruments (including through open-ended UCIs and UCITS) will gradually increase to approximately 50% of its assets, and at no time will it be more than 75%. Thereafter,...



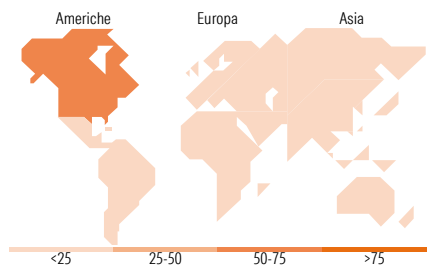
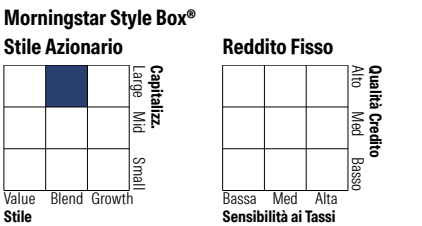

Misure di Rischio			
3Y Alpha	-2,56	3Y Sharpe Ratio	0,49
3Y Beta	0,99	3Y Std Dev	5,96
3Y R-Squared	85,32	3Y Risk	Med
3Y Info Ratio	-1,24	5Y Risk	Med
3Y Tracking Error	2,28	10Y Risk	-

Basati su Morningstar Euro Moderate Global Target Allocation NR EUR (dove applicabile)

Rend. Cumulati %	Fondo	Bmk	Cat	Rendimenti Trimestrali %	Q1	Q2	Q3	Q4
3-Mesi	1,24	2,09	2,88	2026	-	-	-	-
6-Mesi	4,31	6,15	6,43	2025	-3,41	0,86	3,04	1,77
1-Anno	1,08	5,61	5,66	2024	4,64	1,04	1,72	2,36
3-Anni Ann.ti	5,44	8,77	7,38	2023	1,61	1,66	-1,45	5,66
5-Anni Ann.ti	2,11	5,09	3,39	2022	-4,56	-9,49	-2,52	1,00
10-Anni Ann.ti	-	-	-					

Rendimenti aggiornati al 09/02/2026

Portafoglio 31/12/2025



Titoli principali		
Nome	Settore	%
Fineco AM Investment Grade €...	—	8,80
Fineco S&P 500 Index FAM I...	—	8,71
Euro Bond FAM I Acc	—	8,30
MSCI World Index FAM I EUR Acc	—	7,83
Fidelity Euro Bond FAM I Acc	—	5,10
Schroder Euro Bond FAM I EUR...	—	4,50
Euro Corporate Fixed Income...	—	4,16
Fineco AM Euro Corp Bonds...	—	3,85
STOXX Europe 600 Index FAM I...	—	3,49
Fineco AM Smart Factors US J...	—	3,25
% Primi 10 Titoli sul Patrimonio		57,99
Numero Complessivo di Titoli Azionari		0
Numero Complessivo di Titoli Obbligazionari		0

Distribuzione Settoriale %		Fondo
Ciclico		36,90
Sensibile		47,03
Difensivo		16,07

Fixed Income Sector Weightings %		Fondo
Governativo		44,40
Societario		46,37
Cartolarizzazioni		3,32
Enti Locali		0,00
Liquidità ed equivalenti		5,95
Derivati		-0,03

Ripartizione Geografica %		Fondo
America		68,43
Stati Uniti		65,80
Canada		1,95
America Latina e Centrale		0,67
Europa		27,56
Regno Unito		3,21
Europa Occidentale - Euro		21,42
Europa Occidentale - Non Euro		2,23
Europa dell'Est		0,13
Africa		0,00
Medio Oriente		0,57
Asia		4,02
Giappone		1,08
Australasia		0,33
Asia - Paesi Sviluppati		1,53
Asia - Emergente		1,07

Anagrafica

Società di Gestione	Fineco Asset Management	Patrimonio Classe (Mln)	80,92 EUR	Investimento Min. Ingresso	-
	DAC	(09/02/2026)		Investimento Min. Successivo	-
Telefono	-	Domicilio	LUSSEMBURGO	T.E.R.	-
Web	-	Valuta del Fondo	EUR	Spese correnti	2,68%
Data di Partenza	27/06/2016	UCITS	Si	Commissione di incentivo	-
Nome del Gestore	-	Inc/Acc	Acc		
Data Inizio Gestione	02/07/2018	ISIN	LU138333025		

Core Series - Core Target Allocation 50 E EUR ND

NAV <small>(09/02/2026)</small>	EUR 6,44
Patrimonio Netto (Mln)	80,95 EUR
<small>(31/12/2025)</small>	