

HSBC Global Investment Funds - Asia Bond AC

Categoria Morningstar™

Obbligazionari Asia

Benchmark Morningstar

Morningstar Asia USD Broad Market Bond
GR USD
Usato nel Report

Benchmark Dichiarato

Markit iBoxx Asian USD Dollar Bd TR USD

Morningstar Rating™

★★

Obiettivo d'Investimento Dichiarato

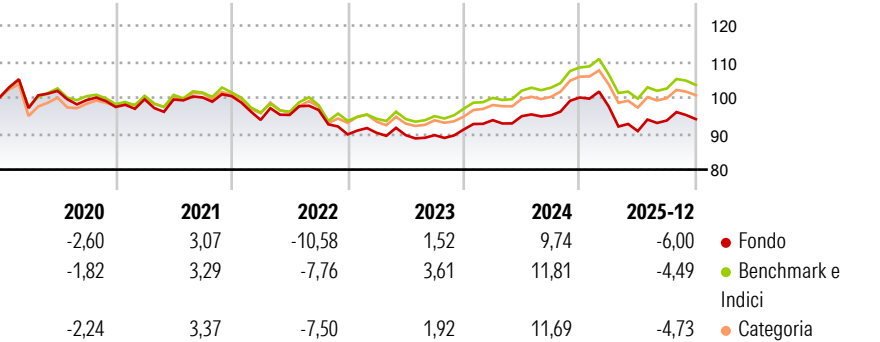
The sub-fund aims to provide long term total return by investing in a portfolio of Asian bonds. The sub-fund invests in normal market conditions a minimum of 90% of its net assets in Investment Grade and Non-Investment Grade rated and unrated fixed income and other similar securities which are either issued or guaranteed by governments, government agencies and supranational bodies in Asia or by companies which are domiciled in, based in, or carry out the larger part of their business in, Asia. Investment in onshore Chinese fixed income securities include, but are not limited to, onshore fixed income securities denominated in RMB, issued within the People's Republic of China ("PRC") and traded on the China Interbank Bond Market ("CIBM")...

Misure di Rischio

3Y Alpha	-1,88	3Y Sharpe Ratio	-0,19
3Y Beta	1,02	3Y Std Dev	6,54
3Y R-Squared	97,22	3Y Risk	Med
3Y Info Ratio	-2,37	5Y Risk	-Med
3Y Tracking Error	0,82	10Y Risk	-

Basati su Morningstar Asia USD Broad Market Bond GR USD (dove applicabile)


Rendimenti



Rend. Cumulati %	Fondo	Bmk	Cat	Rendimenti Trimestrali %	Q1	Q2	Q3	Q4
3-Mesi	-2,86	-2,44	-2,04	2026	-	-	-	-
6-Mesi	0,68	0,99	1,23	2025	-2,51	-6,99	3,24	0,41
1-Anno	-6,75	-5,84	-5,77	2024	2,84	1,17	0,27	5,18
3-Anni Ann.ti	0,60	2,47	1,77	2023	0,48	-0,71	0,00	1,76
5-Anni Ann.ti	-1,15	0,58	0,49	2022	-6,57	1,48	1,43	-7,01
10-Anni Ann.ti	-	-	-					

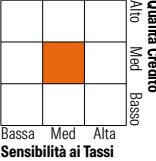
Rendimenti aggiornati al 28/01/2026

Portafoglio 31/12/2025



Fixed Income Style

Box™



Duration Effettiva 5,85

Maturità effettiva 8,30

Qualità Credito Media BB

Credit Quality %	Fond	Credit Quality %	Fond
AAA	2,16	BBB	46,75
AA	0,54	BB	8,19
A	32,09	B	4,26
		Below B	2,65
		Not Rated	3,35

Titoli principali

Nome	Settore	%
5 Year Treasury Note Future...	—	4,54
10 Year Treasury Note Future...	—	1,95
Hyundai Capital America 2.1%	—	1,83
SF Holding Investment Ltd...	—	1,80
Anhui Transportation Holding...	—	1,71
Philippines (Republic Of) 4.2%	—	1,69
Indonesia (Republic of) 3.05%	—	1,57
CNAC (HK) Finbridge Co Ltd....	—	1,44
Temasek Financial (I)...	—	1,27
Philippines (Republic Of)...	—	1,25
% Primi 10 Titoli sul Patrimonio		19,02
Numero Complessivo di Titoli Azionari		0
Numero Complessivo di Titoli Obbligazionari		229

Fixed Income Sector Weightings %

	Fondo
🏛️ Governativo	25,22
🏢 Societario	80,38
🏠 Cartolarizzazioni	0,00
🏢 Enti Locali	0,00
🏠 Liquidità ed equivalenti	-2,20
📄 Derivati	-3,39
Coupon Range %	Fondo
0 coupon	7,73
Da 0 a 4 cedole	37,96
Da 4 a 6 cedole	38,82
Da 6 a 8 cedole	11,06
Da 8 a 10 cedole	3,47
Da 10 a 12 cedole	0,66
Oltre 12 cedole	0,30

Scadenze %

	Fondo
da 1 a 3	21,52
da 3 a 5	20,14
da 5 a 7	10,80
da 7 a 10	8,91
da 10 a 15	2,31
da 15 a 20	5,12
da 20 a 30	13,18
oltre 30	6,76

Anagrafica

Società di Gestione	HSBC Investments	Patrimonio Classe (Mln)	0,35 USD	Investimento Min. Ingresso	5.000 USD
Telefono	(+352) 40 46 46 767	(28/01/2026)		Investimento Min. Successivo	-
Web	http://www.assetmanagement.hsbc.com	Domicilio	LUSSEMBURGO	T.E.R.	1,37%
		Valuta del Fondo	USD	Spese correnti	1,37%
		UCITS	Si	Commissione di incentivo	-
Data di Partenza	29/06/2016	Inc/Acc	Acc		
Nome del Gestore	Ming Leap	ISIN	LU1436995101		
Data Inizio Gestione	20/10/2021				
NAV (28/01/2026)	USD 11,23				

HSBC Global Investment Funds - Asia Bond AC

Patrimonio Netto (Mln)	144,68 USD
(31/12/2025)	