

HSBC Global Investment Funds - Global Corporate Bond BCHEUR

Categoria Morningstar™

Obbligazionari Corporate Globali - EUR
Hedged

Benchmark Morningstar

Morningstar Global Corporate Bond GR
Hedged EUR
Usato nel Report

Benchmark Dichiarato

Bloomberg Barclays Gb Ag Crp Hgd TR USD

Morningstar Rating™

Senza rating

Obiettivo d'Investimento Dichiarato

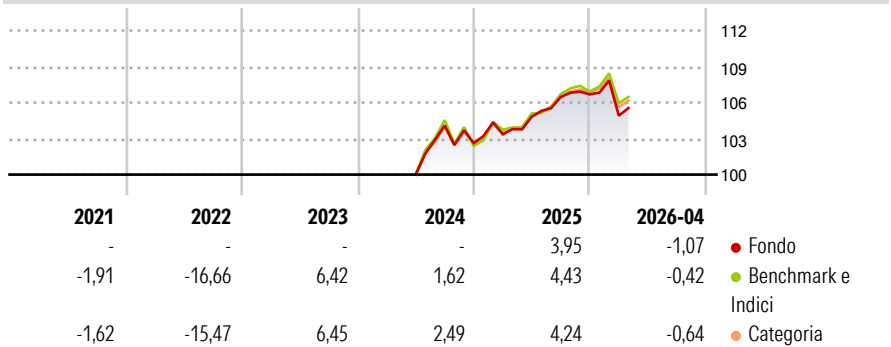
The sub-fund aims to provide long term total return by investing in a portfolio of corporate bonds, while promoting ESG characteristics within the meaning of Article 8 of SFDR. The sub-fund aims to do this with a higher ESG score, calculated as a weighted average of the ESG score given to the issuers of the sub-fund's investments, than the weighted average of the constituents of the Bloomberg Global Aggregate Corporates AWS Hedged USD (the "Reference Benchmark"). The sub-fund will invest, in normal market conditions, a minimum of 70% of its net assets in: Investment Grade rated fixed income and other similar securities which are issued by issuers in any country including both developed markets and Emerging Markets. These securities are...

Misure di Rischio

3Y Alpha	-	3Y Sharpe Ratio	-
3Y Beta	-	3Y Std Dev	-
3Y R-Squared	-	3Y Risk	-
3Y Info Ratio	-	5Y Risk	-
3Y Tracking Error	-	10Y Risk	-

Basati su Morningstar Global Corporate Bond GR Hedged EUR (dove applicabile)


Rendimenti



Rend. Cumulati %	Fondo	Bmk	Cat	Rendimenti Trimestrali %	Q1	Q2	Q3	Q4
3-Mesi	-1,21	-0,71	-0,89	2026	-1,66	-	-	-
6-Mesi	-1,20	-0,56	-0,66	2025	0,71	1,41	1,57	0,20
1-Anno	1,69	2,83	2,28	2024	-	-	4,09	-1,40
3-Anni Ann.ti	-	3,23	3,37	2023	-	-	-	-
5-Anni Ann.ti	-	-1,03	-0,84	2022	-	-	-	-
10-Anni Ann.ti	-	-	-					

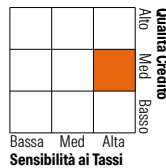
Rendimenti aggiornati al 30/04/2026

Portafoglio 28/02/2026



Fixed Income Style

Box™



Sensibilità ai Tassi

Fixed Income Style	Fondo
Duration Effettiva	6,42
Maturity effettiva	9,36
Qualità Credito Media	BBB

Credit Quality %	Fond	Credit Quality %	Fond
AAA	3,28	BBB	59,38
AA	6,83	BB	1,98
A	28,32	B	0,09
		Below B	0,00
		Not Rated	0,13

Titoli principali

Nome	Settore	%
Euro Schatz Future Mar 26	—	11,95
2 Year Treasury Note Future...	—	5,06
HSBC GIF GEM Debt Total...	—	3,99
HSBC US Dollar ESG Liquidity...	—	2,31
10 Year Government of Canada...	—	2,07
5 Year Treasury Note Future...	—	2,03
US Treasury Bond Future June...	—	1,89
HSBC GIF Global IG Sec...	—	1,86
Ultra US Treasury Bond...	—	1,47
Euro Bobl Future Mar 26	—	1,33
% Primi 10 Titoli sul Patrimonio		33,97
Numero Complessivo di Titoli Azionari		0
Numero Complessivo di Titoli Obbligazionari		602

Fixed Income Sector Weightings %

Fixed Income Sector Weightings %	Fondo
Governativo	24,31
Societario	91,34
Cartolarizzazioni	2,25
Enti Locali	0,00
Liquidità ed equivalenti	-17,47
Derivati	-0,43
Coupon Range %	Fondo
0 coupon	22,15
Da 0 a 4 cedole	24,42
Da 4 a 6 cedole	46,17
Da 6 a 8 cedole	6,35
Da 8 a 10 cedole	0,77
Da 10 a 12 cedole	0,07
Oltre 12 cedole	0,07

Scadenze %

Scadenze %	Fondo
da 1 a 3	6,48
da 3 a 5	14,96
da 5 a 7	14,66
da 7 a 10	16,62
da 10 a 15	9,91
da 15 a 20	2,24
da 20 a 30	9,21
oltre 30	3,70

Anagrafica

Società di Gestione	HSBC Investments	Patrimonio Classe (Mln)	0,01 USD	Investimento Min. Ingresso	5.000 EUR
Telefono	(+352) 40 46 46 767	(30/04/2026)		Investimento Min. Successivo	-
Web	http://www.assetmanagement.hsbc.com	Domicilio	LUSSEMBURGO	T.E.R.	0,63%
Data di Partenza	17/07/2018	Valuta del Fondo	EUR	Spese correnti	0,64%
Nome del Gestore	Jerry Samet	UCITS	Si	Commissione di incentivo	-
Data Inizio Gestione	20/05/2016	Inc/Acc	Acc		
NAV (30/04/2026)	EUR 12,61	ISIN	LU1649339543		

HSBC Global Investment Funds - Global Corporate Bond BCHEUR

Patrimonio Netto (Mln) 4.236,76 USD

(28/02/2026)