

BlackRock Strategic Funds - Managed Index Portfolios Conservative A2 EUR

Categoria Morningstar™

Bilanciati Moderati EUR

Benchmark Morningstar

Morningstar Euro Moderate Global Target

Allocation NR EUR

Usato nel Report

Benchmark Dichiarato

Not Benchmarked

Morningstar Rating™

★★★

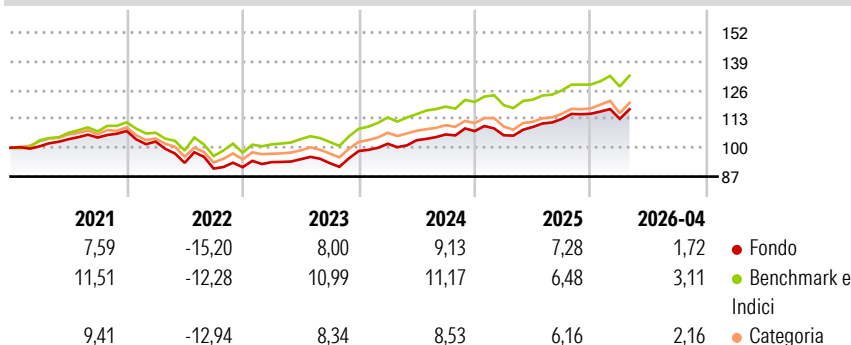
Obiettivo d'Investimento Dichiarato

The sub-fund aims to deliver a total return, which is a combination of capital growth and income, commensurate with a conservative level of risk. The Fund will seek to achieve its investment objective by obtaining indirect exposure to a broad range of asset classes, which may include equity and equity-related securities, fixed income and fixed income-related securities, alternative assets, cash and near-cash instruments. Exposure to these asset classes will be achieved through investments in units of undertakings for collective investment, including but not limited to Exchange Traded Funds and other Index Funds managed by an affiliate of the BlackRock Group and, when determined appropriate, the Fund may invest directly in derivatives...

Misure di Rischio

| | | | |
|-------------------|-------|-----------------|------|
| 3Y Alpha | -0,84 | 3Y Sharpe Ratio | 0,78 |
| 3Y Beta | 0,93 | 3Y Std Dev | 6,16 |
| 3Y R-Squared | 92,58 | 3Y Risk | -Med |
| 3Y Info Ratio | -0,77 | 5Y Risk | -Med |
| 3Y Tracking Error | 1,73 | 10Y Risk | - |

Basati su Morningstar Euro Moderate Global Target Allocation NR EUR (dove applicabile)


Rendimenti

Rend. Cumulati %

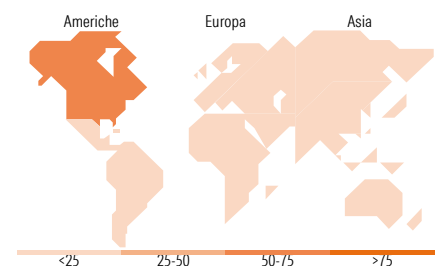
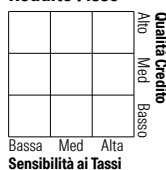
| | Fondo | Bmk | Cat |
|----------------|-------|-------|-------|
| 3-Mesi | 1,85 | 1,95 | 1,62 |
| 6-Mesi | 3,59 | 4,10 | 4,27 |
| 1-Anno | 11,53 | 12,33 | 12,32 |
| 3-Anni Ann.ti | 8,26 | 9,39 | 8,34 |
| 5-Anni Ann.ti | 3,24 | 5,23 | 3,43 |
| 10-Anni Ann.ti | - | - | - |

Rendimenti aggiornati al 11/05/2026

Rendimenti

| | Q1 | Q2 | Q3 | Q4 |
|----------------------|-------|-------|-------|------|
| Trimestrali % | | | | |
| 2026 | -2,01 | - | - | - |
| 2025 | -1,76 | 3,54 | 3,29 | 2,11 |
| 2024 | 3,33 | 1,58 | 2,52 | 1,43 |
| 2023 | 2,51 | 1,38 | -1,82 | 5,86 |
| 2022 | -4,44 | -9,34 | -2,77 | 0,68 |

Portafoglio 31/03/2026

Morningstar Style Box®
Stile Azionario

Reddito Fisso

Titoli principali

| Nome | Settore | % |
|---|---------|-------|
| iShares US Eq Enh Actv ETF... | — | 13,18 |
| iShares € Govt Bond Climate... | — | 9,97 |
| iShares \$ Treasury Bd 7-10yr... | — | 9,38 |
| iShares Wld Eq Fac Rotatin... | — | 7,84 |
| iShares € Cash ETF EUR Acc | — | 6,65 |
| iShares Em Mkts Eq Enh Actv... | — | 4,79 |
| iShares \$ Corp Bond Enh Act... | — | 4,60 |
| iShares eb.rexx® GovtGer ETF... | — | 4,10 |
| iShares € Corp Bond Enh Act... | — | 3,96 |
| iShares JP Morgan Advcd \$ EM... | — | 3,76 |
| % Primi 10 Titoli sul Patrimonio | | 68,24 |
| Numero Complessivo di Titoli Azionari | | 0 |
| Numero Complessivo di Titoli Obbligazionari | | 0 |

Distribuzione Settoriale %

| | Fondo |
|-----------|-------|
| Ciclico | 30,72 |
| Sensibile | 57,23 |
| Difensivo | 12,05 |

Fixed Income Sector Weightings %

| | Fondo |
|--------------------------|-------|
| Governativo | 67,36 |
| Societario | 17,63 |
| Cartolarizzazioni | 2,62 |
| Enti Locali | 0,00 |
| Liquidità ed equivalenti | 11,68 |
| Derivati | 0,71 |

Ripartizione Geografica %

| | Fondo |
|-------------------------------|--------------|
| America | 67,80 |
| Stati Uniti | 65,97 |
| Canada | 0,77 |
| America Latina e Centrale | 1,07 |
| Europa | 15,96 |
| Regno Unito | 3,02 |
| Europa Occidentale - Euro | 8,21 |
| Europa Occidentale - Non Euro | 3,16 |
| Europa dell'Est | 0,24 |
| Africa | 0,39 |
| Medio Oriente | 0,95 |
| Asia | 16,23 |
| Giappone | 5,77 |
| Australasia | 0,69 |
| Asia - Paesi Sviluppati | 5,69 |
| Asia - Emergente | 4,08 |

Anagrafica

| | | | | | |
|---------------------|---------------------------|-------------------------|-------------|------------------------------|-----------|
| Società di Gestione | BlackRock (Luxembourg) SA | Patrimonio Classe (Mln) | 4,15 EUR | Investimento Min. Ingresso | 5.000 EUR |
| Telefono | +44 20 77433000 | (11/05/2026) | | Investimento Min. Successivo | 1.000 EUR |
| Web | www.blackrock.com | Domicilio | LUSSEMBURGO | T.E.R. | - |
| Data di Partenza | 26/01/2018 | Valuta del Fondo | EUR | Spese correnti | 1,13% |
| Nome del Gestore | - | UCITS | Si | Commissione di incentivo | - |
| | | Inc/Acc | Acc | | |

BlackRock Strategic Funds - Managed Index Portfolios Conservative A2 EUR

| | | | |
|---|------------|------|--------------|
| Data Inizio Gestione | 26/01/2018 | ISIN | LU1733247073 |
| NAV ^(11/05/2026) | EUR 127,67 | | |
| Patrimonio Netto (Mln) ^(31/03/2026) | 148,18 EUR | | |