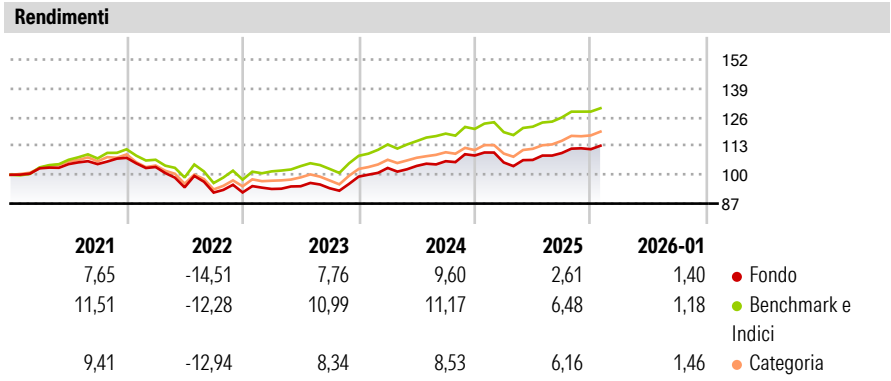


Fineco AM Advisory 6 Fund Class L1 EUR Accumulation

Categoria Morningstar™	Benchmark Morningstar	Benchmark Dichiarato	Morningstar Rating™
Bilanciati Moderati EUR	Morningstar Euro Moderate Global Target Allocation NR EUR Usato nel Report	No benchmark	★★

Obiettivo d'Investimento Dichiarato

The investment objective of the Fund is to achieve medium to long-term capital appreciation. The Fund seeks to achieve its investment objective by primarily investing its Net Asset Value in units of a diversified portfolio of Underlying Funds. The Fund: (1) may invest up to 55% of its Net Asset Value in units of Underlying Funds that provide exposure to equities issued by companies incorporated anywhere in the world; (2) may invest up to 70% of its Net Asset Value in units of Underlying Funds which provide an exposure to government or corporate debt securities of Investment Grade and/or non-Investment Grade with a fixed or floating rate, provided that exposure to non-Investment Grade will be limited to maximum 30% of the Net Asset Value...



Misure di Rischio

3Y Alpha	-2,08	3Y Sharpe Ratio	0,56
3Y Beta	0,93	3Y Std Dev	5,46
3Y R-Squared	90,25	3Y Risk	Med
3Y Info Ratio	-1,50	5Y Risk	Med
3Y Tracking Error	1,74	10Y Risk	-

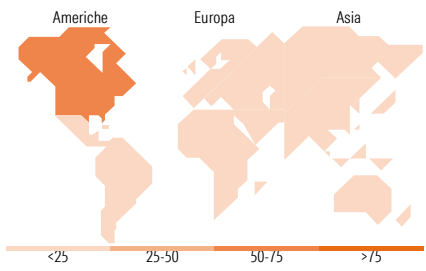
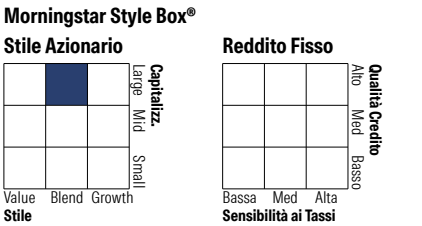

Basati su Morningstar Euro Moderate Global Target Allocation NR EUR (dove applicabile)

Rend. Cumulati %	Fondo	Bmk	Cat
3-Mesi	1,90	2,09	2,88
6-Mesi	4,73	6,15	6,43
1-Anno	2,63	5,61	5,66
3-Anni Ann.ti	5,77	8,77	7,38
5-Anni Ann.ti	2,09	5,09	3,39
10-Anni Ann.ti	-	-	-

Rendimenti aggiornati al 09/02/2026

Rendimenti Trimestrali %	Q1	Q2	Q3	Q4
2026	-	-	-	-
2025	-2,89	1,07	2,92	1,57
2024	3,93	0,89	2,06	2,42
2023	1,71	1,30	-0,96	5,60
2022	-3,85	-8,88	-2,49	0,08

Portafoglio 31/01/2026



Titoli principali

Nome	Settore	%
Fineco AM Investment Grade €...	—	13,23
Euro Corporate Fixed Income...	—	10,90
Fidelity Euro Bond FAM I Acc	—	8,71
Schroder Euro Bond FAM I EUR...	—	8,12
Emerging Markets Equity FAM...	—	4,63
Amundi Physical Gold ETC C	—	4,51
Smart Factors US FAM L EUR Acc	—	4,14
North American Sust STARS Eq...	—	3,46
Fineco S&P 500 Index FAM I...	—	3,07
Fineco AM Dynamically H US...	—	2,87
% Primi 10 Titoli sul Patrimonio		63,64
Numero Complessivo di Titoli Azionari		0
Numero Complessivo di Titoli Obbligazionari		2

Distribuzione Settoriale %	Fondo
Ciclico	35,68
Sensibile	48,00
Difensivo	16,32

Fixed Income Sector Weightings %	Fondo
Governativo	44,76
Societario	44,68
Cartolarizzazioni	2,62
Enti Locali	0,00
Liquidità ed equivalenti	8,09
Derivati	-0,16

Ripartizione Geografica %	Fondo
America	73,38
Stati Uniti	70,45
Canada	0,60
America Latina e Centrale	2,33
Europa	15,62
Regno Unito	1,97
Europa Occidentale - Euro	11,41
Europa Occidentale - Non Euro	1,40
Europa dell'Est	0,10
Africa	0,58
Medio Oriente	0,16
Asia	11,00
Giappone	0,00
Australasia	0,07
Asia - Paesi Sviluppati	4,73
Asia - Emergente	6,20

Anagrafica

Società di Gestione	Fineco Asset Management DAC	Patrimonio Classe (Mln)	46,72 EUR	Investimento Min. Ingresso	50.000 EUR
Telefono	-	Domicilio	IRLANDA	Investimento Min. Successivo	-
Web	-	Valuta del Fondo	EUR	T.E.R.	-
Data di Partenza	02/04/2019	UCITS	Si	Spese correnti	1,91%
Nome del Gestore	-	Inc/Acc	Acc	Commissione di incentivo	-

Fineco AM Advisory 6 Fund Class L1 EUR Accumulation

Data Inizio Gestione	15/01/2019	ISIN	IE00BFM12874
NAV <small>(09/02/2026)</small>	EUR 117,64		
Patrimonio Netto (Mln) <small>(31/01/2026)</small>	255,49 EUR		