

# BNY Mellon U.S. Municipal Infrastructure Debt Fund USD W Inc

## Categoria Morningstar™

Obbligazionari Governativi USD

## Benchmark Morningstar

Morningstar US Government Bond TR USD  
Usato nel Report

## Benchmark Dichiarato

70% Bloomberg Taxable Municipal TR USD,  
30% Bloomberg Municipal TR USD

## Morningstar Rating™

★★★★

### Obiettivo d'Investimento Dichiarato

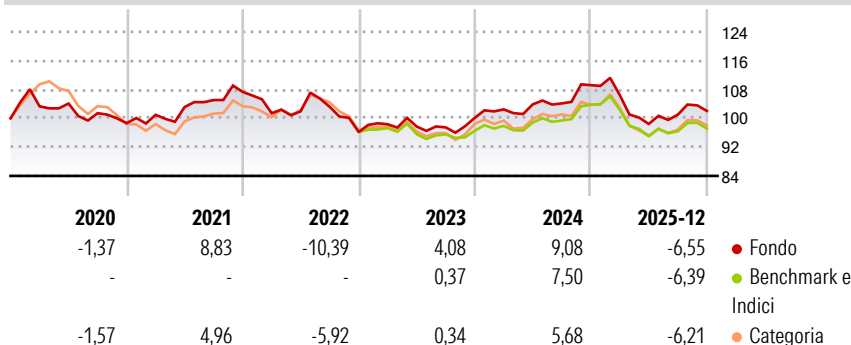
The Sub-Fund seeks to provide as high a level of income as is consistent with the preservation of capital. In order to achieve its investment objective of providing a high level of income with the aim of preserving capital at the same time, the Sub-Fund invests predominantly (meaning at least 75% of the Net Asset Value of the Sub-Fund) in a portfolio of municipal bonds which are listed or traded on Eligible Markets. Municipal bonds are bonds issued by a state, municipality, not-for-profit corporate issuers or special purpose district such as transit authorities (i.e. independent, special-purpose governmental units that exist separately from local governments) in the United States of America to finance infrastructure sectors and projects...

### Misure di Rischio

3Y Alpha	1,79	3Y Sharpe Ratio	-0,11
3Y Beta	1,08	3Y Std Dev	6,94
3Y R-Squared	90,16	3Y Risk	Med
3Y Info Ratio	0,87	5Y Risk	Med
3Y Tracking Error	1,98	10Y Risk	-

Basati su Morningstar US Government Bond TR USD (dove applicabile)


### Rendimenti



Rend. Cumulati %	Fondo	Bmk	Cat	Rendimenti Trimestrali %	Q1	Q2	Q3	Q4
3-Mesi	-2,82	-2,81	-3,50	2026	-	-	-	-
6-Mesi	2,82	0,38	1,02	2025	-2,54	-7,51	2,62	1,04
1-Anno	-7,10	-7,83	-7,41	2024	2,36	1,37	0,25	4,88
3-Anni Ann.ti	0,77	-0,45	-0,97	2023	2,24	-0,65	-0,23	2,70
5-Anni Ann.ti	0,01	-0,51	-1,22	2022	-5,55	0,52	1,24	-6,78
10-Anni Ann.ti	-	-	-					

Rendimenti aggiornati al 27/01/2026

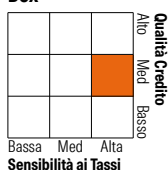
### Portafoglio 30/11/2025



Asset Allocation %	Netta
Azioni	0,00
Obbligazioni	99,61
Liquidità	0,39
Altro	0,00

### Fixed Income Style

#### Box™



Sensibilità ai Tassi







Duration Effettiva	7,52
Maturity effettiva	13,68
Qualità Credito Media	A

Credit Quality %	Fond	Credit Quality %	Fond
AAA	7,19	BBB	13,04
AA	50,56	BB	1,42
A	28,16	B	0,00
		Below B	0,00
		Not Rated	-0,38

### Titoli principali

Nome	Settore	%
MASSACHUSETTS ST SPL OBLIG...	—	2,84
NEW YORK N Y 5.828%	—	2,76
SAN JOAQUIN HILLS CALIF...	—	2,24
DETROIT MICH CITY SCH DIST...	—	2,20
CALIFORNIA CMNTY CHOICE FING...	—	2,18
NEW YORK TRANSN DEV CORP REV...	—	2,01
UNIVERSITY MICH UNIV REVS...	—	1,96
MARYLAND ST ECONOMIC DEV...	—	1,95
MINNESOTA AGRIC & ECONOMIC...	—	1,82
CALIFORNIA STATEWIDE CMNTYS...	—	1,75
% Primi 10 Titoli sul Patrimonio		21,71
Numero Complessivo di Titoli Azionari		0
Numero Complessivo di Titoli Obbligazionari		150

### Fixed Income Sector Weightings %

 Governativo	-0,59
 Societario	6,29
 Cartolarizzazioni	0,00
 Enti Locali	93,91
 Liquidità ed equivalenti	0,39
 Derivati	0,00

### Coupon Range %

0 coupon	0,00
Da 0 a 4 cedole	60,04
Da 4 a 6 cedole	31,64
Da 6 a 8 cedole	8,33
Da 8 a 10 cedole	0,00
Da 10 a 12 cedole	0,00
Oltre 12 cedole	0,00

### Scadenze %

da 1 a 3	9,10
da 3 a 5	17,51
da 5 a 7	5,32
da 7 a 10	7,13
da 10 a 15	9,56
da 15 a 20	9,84
da 20 a 30	33,75
oltre 30	2,87

### Anagrafica

Società di Gestione	BNY Mellon Fund Management (Lux) S.A.	Patrimonio Classe (Mln)	11,92 USD	Investimento Min. Ingresso	15.000.000 USD
Telefono	-	(27/01/2026)		Investimento Min. Successivo	-
Web	http://www.bnymellonam.com	Domicilio	IRLANDA	T.E.R.	0,50%
Data di Partenza	17/04/2019	Valuta del Fondo	USD	Spese correnti	0,49%
Nome del Gestore	Thomas Casey	UCITS	Si	Commissione di incentivo	-
	Jeffrey Burger	Inc/Acc	Inc		
Data Inizio Gestione	02/11/2020	ISIN	IE00BDCJZ558		
NAV (27/01/2026)	USD 0,89				

# BNY Mellon U.S. Municipal Infrastructure Debt Fund USD W Inc

Patrimonio Netto (Mln)	508,16 USD
(30/11/2025)	