

QSF - Quaestio Multi-Asset Conservative Fund W Acc

Categoria Morningstar™

Bilanciati Prudenti EUR - Globali

Benchmark Morningstar

Morningstar Euro Cautious Global Target

Allocation NR EUR

Usato nel Report

Benchmark Dichiarato

JPM Cash Euro Currency 3M + 3.5% TR EUR

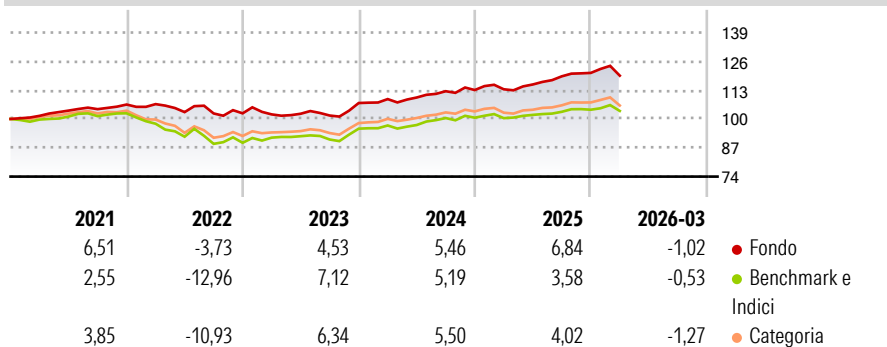
Morningstar Rating™

★★★★★

Obiettivo d'Investimento Dichiarato

The Sub-Fund aims to provide capital growth and income in excess of J.P. Morgan Cash Index Euro Currency 3 Months Total Return (Bloomberg code JPCAEU3M) + 3.5% per annum (gross of fees) (the "Benchmark") over a market cycle by investing in a diversified range of assets and markets worldwide. The Sub-Fund is actively managed in reference to the Benchmark. The Sub-Fund Investment Manager has significant discretion over the composition of its portfolio (in terms of constituents and allocation). The Sub-Fund's investments may then deviate significantly from the Benchmark that has been chosen because of its alignment with the investment universe of the Sub-Fund. The Sub-Fund's performance can be compared to this Benchmark.

Rendimenti



Misure di Rischio

| | | | |
|-------------------|-------|-----------------|------|
| 3Y Alpha | 1,14 | 3Y Sharpe Ratio | 0,54 |
| 3Y Beta | 1,02 | 3Y Std Dev | 4,53 |
| 3Y R-Squared | 86,25 | 3Y Risk | Med |
| 3Y Info Ratio | 0,72 | 5Y Risk | -Med |
| 3Y Tracking Error | 1,68 | 10Y Risk | - |

Basati su Morningstar Euro Cautious Global Target Allocation NR EUR (dove applicabile)

Rend. Cumulati %

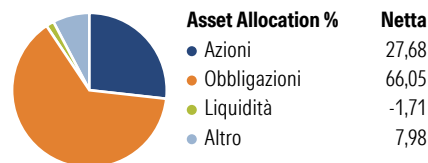
| | Fondo | Bmk | Cat |
|----------------|-------|-------|-------|
| 3-Mesi | -0,27 | -0,38 | -0,72 |
| 6-Mesi | 2,11 | 0,74 | 1,18 |
| 1-Anno | 10,08 | 5,85 | 8,34 |
| 3-Anni Ann.ti | 5,96 | 4,51 | 5,25 |
| 5-Anni Ann.ti | 3,59 | 0,86 | 1,55 |
| 10-Anni Ann.ti | - | - | - |

Rendimenti aggiornati al 10/04/2026

Rendimenti

| | Q1 | Q2 | Q3 | Q4 |
|----------------------|-------|-------|-------|------|
| Trimestrali % | | | | |
| 2026 | -1,02 | - | - | - |
| 2025 | 0,31 | 1,90 | 3,19 | 1,29 |
| 2024 | 1,66 | 0,66 | 2,59 | 0,46 |
| 2023 | -0,47 | 0,28 | -0,77 | 5,54 |
| 2022 | 0,17 | -3,37 | -0,59 | 0,06 |

Portafoglio 28/02/2026

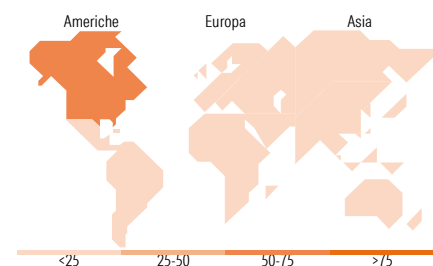
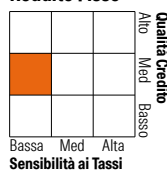


Morningstar Style Box®

Stile Azionario



Reddito Fisso



Titoli principali

| Nome | Settore | % |
|---|---------|-------|
| E-mini S&P 500 Future Mar 26 | — | 6,67 |
| Us 5 Years N /202606 | — | 6,11 |
| Sp 500 Index 20260618 P6200 | — | 4,31 |
| iShares Physical Gold ETC | — | 2,69 |
| L&G EM Govt Bd USD 0-5 Yr... | — | 2,06 |
| Euro Stoxx 50 Future Mar 26 | — | 1,97 |
| Twelve Cat Bond SI2 EUR Acc | — | 1,59 |
| iShares MSCI EM Latin Amer... | — | 1,58 |
| Spain (Kingdom of) | — | 1,57 |
| Hang Seng Index Future Mar 26 | — | 1,56 |
| % Primi 10 Titoli sul Patrimonio | | 30,12 |
| Numero Complessivo di Titoli Azionari | | 1.329 |
| Numero Complessivo di Titoli Obbligazionari | | 2.073 |

Distribuzione Settoriale %

| | Fondo |
|--------------|-------|
| 🔄 Ciclico | 35,83 |
| 📈 Sensibile | 47,81 |
| 🛡️ Difensivo | 16,36 |

Fixed Income Sector Weightings %

| | Fondo |
|----------------------------|---------|
| 🏛️ Governativo | 52,53 |
| ⚙️ Societario | 44,30 |
| 🏠 Cartolarizzazioni | 10,05 |
| 🏢 Enti Locali | 0,00 |
| 📄 Liquidità ed equivalenti | -120,21 |
| 📄 Derivati | 113,33 |

Ripartizione Geografica %

| | Fondo |
|-------------------------------|--------------|
| America | 60,50 |
| Stati Uniti | 54,60 |
| Canada | 1,02 |
| America Latina e Centrale | 4,88 |
| Europa | 22,26 |
| Regno Unito | 1,62 |
| Europa Occidentale - Euro | 12,42 |
| Europa Occidentale - Non Euro | 2,87 |
| Europa dell'Est | 5,19 |
| Africa | 0,04 |
| Medio Oriente | 0,12 |
| Asia | 17,24 |
| Giappone | 9,16 |
| Australasia | 1,04 |
| Asia - Paesi Sviluppati | 4,06 |
| Asia - Emergente | 2,97 |

Anagrafica

| | | | | | |
|----------------------|----------------------------|-------------------------|-------------|------------------------------|-------|
| Società di Gestione | Quaestio Capital SGR S.p.A | Patrimonio Classe (Mln) | 4,96 EUR | Investimento Min. Ingresso | - |
| Telefono | - | (10/04/2026) | - | Investimento Min. Successivo | - |
| Web | - | Domicilio | LUSSEMBURGO | T.E.R. | - |
| Data di Partenza | 11/05/2018 | Valuta del Fondo | EUR | Spese correnti | 0,85% |
| Nome del Gestore | Domenico Fretti | UCITS | Si | Commissione di incentivo | - |
| Data Inizio Gestione | 01/03/2024 | Inc/Acc | Acc | | |

QSF - Quaestio Multi-Asset Conservative Fund W Acc

NAV ^(10/04/2026)

EUR 1.253,28

ISIN

LU1805552269

Patrimonio Netto (Mln)

148,73 EUR

^(28/02/2026)