

BlackRock Global Funds - Emerging Markets Corporate Bond Advanced Fund AI2

Categoria Morningstar™

Hedged

Morningstar Corporate Paesi Emergenti
EUR

Benchmark Morningstar

Morningstar Emerging Markets Corporate
Bond 10% China Capped GR Hedged EUR
Usato nel Report

Benchmark Dichiarato

JPM ESG CEMBI brd cnst H TR EUR

Morningstar Rating™

★★

Obiettivo d'Investimento Dichiarato

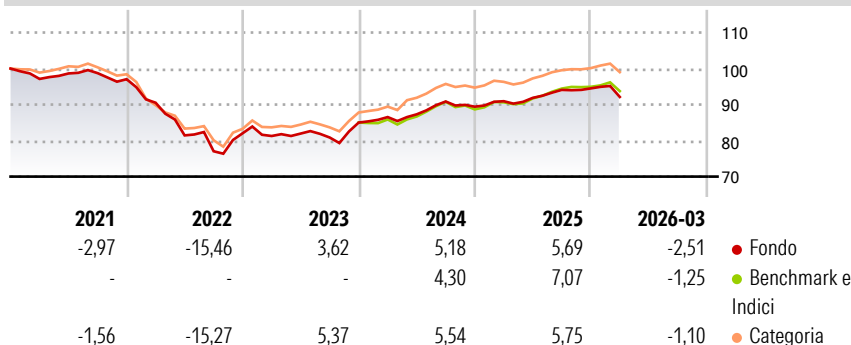
The Fund seeks to maximize total return. The Fund invests at least 70% of its total assets in the fixed income transferable securities issued by companies domiciled in, or exercising the predominant part of their economic activity in, emerging markets and included within the J.P. Morgan ESG Corporate Emerging Market Bond Index Broad Diversified (the "Index" and the securities comprised within it being the "Index Securities"). The Index provides the investment universe for at least 70% of the Fund's total assets. The weighting of Index Securities within the Fund's portfolio may differ from the weightings of securities within the Index, as the Fund is actively managed and does not seek to track the Index.

Misure di Rischio

| | | | |
|-------------------|-------|-----------------|------|
| 3Y Alpha | -0,44 | 3Y Sharpe Ratio | 0,30 |
| 3Y Beta | 0,89 | 3Y Std Dev | 4,46 |
| 3Y R-Squared | 93,45 | 3Y Risk | +Med |
| 3Y Info Ratio | -0,54 | 5Y Risk | Med |
| 3Y Tracking Error | 1,25 | 10Y Risk | - |

Basati su Morningstar Emerging Markets Corporate Bond 10% China Capped GR Hedged EUR (dove applicabile)

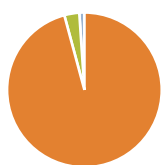
Rendimenti



| Rend. Cumulati % | Fondo | Bmk | Cat | Rendimenti Trimestrali % | Q1 | Q2 | Q3 | Q4 |
|------------------|-------|-------|-------|--------------------------|-------|--------|-------|-------|
| 3-Mesi | -1,43 | -0,25 | -0,51 | 2026 | -2,51 | - | - | - |
| 6-Mesi | -0,36 | 0,63 | 0,19 | 2025 | 1,71 | 1,03 | 2,40 | 0,45 |
| 1-Anno | 4,76 | 7,01 | 6,09 | 2024 | 1,79 | 0,88 | 4,08 | -1,59 |
| 3-Anni Ann.ti | 4,46 | 5,13 | 4,85 | 2023 | -0,93 | 0,83 | -1,34 | 5,14 |
| 5-Anni Ann.ti | -0,87 | -0,40 | -0,37 | 2022 | -6,72 | -10,02 | -5,41 | 6,49 |
| 10-Anni Ann.ti | - | - | - | | | | | |

Rendimenti aggiornati al 10/04/2026

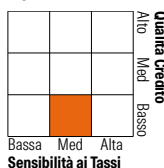
Portafoglio 28/02/2026



| Asset Allocation % | Netta |
|--------------------|-------|
| ● Azioni | 0,00 |
| ● Obbligazioni | 95,80 |
| ● Liquidità | 3,13 |
| ● Altro | 1,06 |

Fixed Income Style

Box™



Sensibilità ai Tassi

Fondo

Credit Quality %

| Fond | Credit Quality % | Fond | |
|------|------------------|-----------|-------|
| 0 | 0 | 0 | |
| AAA | 0,00 | BBB | 37,70 |
| AA | 0,00 | BB | 36,34 |
| A | 3,30 | B | 16,99 |
| | | Below B | 1,42 |
| | | Not Rated | 4,25 |

Titoli principali

| Nome | Settore | % |
|---|---------|-------|
| Veon Holdings B.V. | — | 2,34 |
| Star Energy Geothermal... | — | 2,25 |
| Banco de Credito del Peru | — | 2,20 |
| Greensaif Pipelines Bidco... | — | 2,09 |
| Volcan Compania Minera S.A.A. | — | 1,99 |
| SURA Asset Management SA | — | 1,85 |
| Bbva Mexico Sa Ins De Banca... | — | 1,70 |
| Fortune Star (BVI) Limited | — | 1,66 |
| Turk Telekomunikasyon A.S. | — | 1,61 |
| Stillwater Mining Co. | — | 1,55 |
| % Primi 10 Titoli sul Patrimonio | | 19,24 |
| Numero Complessivo di Titoli Azionari | | 0 |
| Numero Complessivo di Titoli Obbligazionari | | 96 |

Fixed Income Sector Weightings %

| Fondo | |
|----------------------------|-------|
| 🏛️ Governativo | 3,53 |
| 🏢 Societario | 93,33 |
| 🏠 Cartolarizzazioni | 0,00 |
| 🏠 Enti Locali | 0,00 |
| 🏠 Liquidità ed equivalenti | 3,48 |
| 🏠 Derivati | -0,34 |
| Coupon Range % | Fondo |
| 0 coupon | 0,00 |
| Da 0 a 4 cedole | 5,82 |
| Da 4 a 6 cedole | 31,29 |
| Da 6 a 8 cedole | 45,51 |
| Da 8 a 10 cedole | 15,93 |
| Da 10 a 12 cedole | 0,69 |
| Oltre 12 cedole | 0,75 |

Scadenze %

| Fondo | |
|------------|-------|
| da 1 a 3 | 6,36 |
| da 3 a 5 | 21,01 |
| da 5 a 7 | 25,30 |
| da 7 a 10 | 17,32 |
| da 10 a 15 | 6,37 |
| da 15 a 20 | 2,16 |
| da 20 a 30 | 9,16 |
| oltre 30 | 12,32 |

Anagrafica

| | | | | | |
|------------------------|---------------------------|-------------------------|--------------|------------------------------|------------|
| Società di Gestione | BlackRock (Luxembourg) SA | Patrimonio Classe (Mln) | 0,12 EUR | Investimento Min. Ingresso | 25.000 USD |
| Telefono | +44 20 77433000 | (10/04/2026) | | Investimento Min. Successivo | 1.000 USD |
| Web | www.blackrock.com | Domicilio | LUSSEMBURGO | T.E.R. | - |
| Data di Partenza | 08/04/2020 | Valuta del Fondo | EUR | Spese correnti | 1,69% |
| Nome del Gestore | - | UCITS | Si | Commissione di incentivo | - |
| Data Inizio Gestione | 09/07/2018 | Inc/Acc | Acc | | |
| NAV (10/04/2026) | EUR 11,01 | ISIN | LU2144842429 | | |
| Patrimonio Netto (Mln) | 31,34 USD | | | | |

(28/02/2026)