

Candriam Sustainable Bond Emerging Markets R H CHF Acc

Categoria Morningstar™

Category_EUCA001034

Benchmark Morningstar

Morningstar Emerging Markets Sovereign

Bond GR Hedged CHF

Usato nel Report

Benchmark Dichiarato

JPM EMBI Global Diversified TR USD

Morningstar Rating™

★

Obiettivo d'Investimento Dichiarato

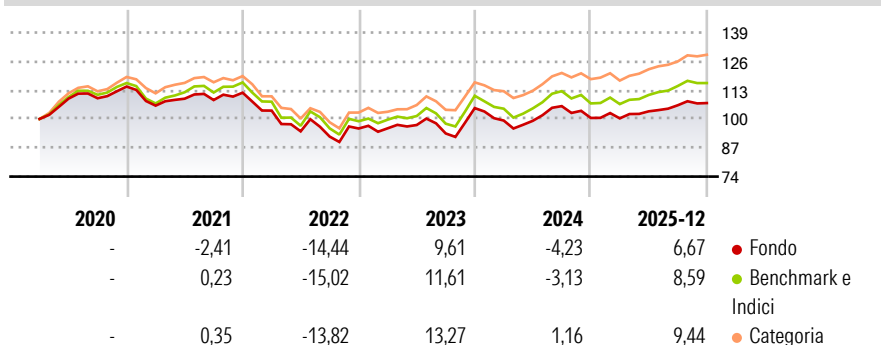
The aim of the Sub-Fund is to enable shareholders to benefit from the evolution of bonds and other debt securities denominated principally in the currencies of developed countries such as USD and EUR and, on an ancillary basis, in emerging market local currencies. The Sub-Fund will primarily invest in publicly traded sovereign, sub-sovereign debt issued by countries or, on an ancillary basis, in debt issued by companies based in emerging countries; moreover, the Sub-Fund will aim to outperform the benchmark. The securities are selected by the portfolio management team on a discretionary basis, based on analysis of macro-economic and creditworthiness factors, specific security characteristics, and proprietary analysis of ESG criteria.

Misure di Rischio

3Y Alpha	-1,48	3Y Sharpe Ratio	0,13
3Y Beta	0,96	3Y Std Dev	8,93
3Y R-Squared	97,56	3Y Risk	Med
3Y Info Ratio	-1,44	5Y Risk	-Med
3Y Tracking Error	1,12	10Y Risk	-

Basati su Morningstar Emerging Markets Sovereign Bond GR Hedged CHF (dove applicabile)


Rendimenti



Rend. Cumulati %	Fondo	Bmk	Cat	Rendimenti Trimestrali %	Q1	Q2	Q3	Q4
3-Mesi	0,13	-0,01	2,56	2026	-	-	-	-
6-Mesi	5,09	5,73	7,58	2025	-0,19	3,16	2,66	0,92
1-Anno	8,27	10,06	11,93	2024	-5,35	-0,13	6,68	-5,03
3-Anni Ann.ti	3,73	5,35	7,92	2023	0,10	1,53	-3,91	12,24
5-Anni Ann.ti	-0,92	0,37	2,17	2022	-7,21	-9,03	-2,51	3,98
10-Anni Ann.ti	-	-	-					

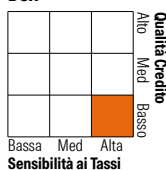
Rendimenti aggiornati al 27/01/2026

Portafoglio 30/09/2025



Fixed Income Style

Box™



Sensibilità ai Tassi

Fondo

Duration Effettiva	7,30
Maturità effettiva	12,02
Qualità Credito Media	BB







Credit Quality %

	o		o
AAA	0,00	BBB	34,81
AA	0,00	BB	40,09
A	9,79	B	7,93
		Below B	0,00
		Not Rated	7,37

Titoli principali

Nome	Settore	%
Brazil Federative Rep 7.25%	—	2,30
Hungary (Republic Of) 4.875%	—	2,27
Costa Rica (Republic Of) 6.55%	—	2,07
Mexico (United Mexican...	—	2,07
Colombia (Republic Of) 7.75%	—	2,02
Mexico (United Mexican...	—	2,00
Poland (Republic of) 3.875%	—	1,61
Colombia (Republic Of) 7.5%	—	1,59
Mexico (United Mexican...	—	1,53
Namibia (Republic of) 5.25%	—	1,52
% Primi 10 Titoli sul Patrimonio		18,98
Numero Complessivo di Titoli Azionari		0
Numero Complessivo di Titoli Obbligazionari		128

Fixed Income Sector Weightings %

 Governativo	88,04
 Societario	3,09
 Cartolarizzazioni	0,00
 Enti Locali	0,00
 Liquidità ed equivalenti	8,96
 Derivati	-0,09
<hr/>	
Coupon Range %	Fondo
0 coupon	0,00
Da 0 a 4 cedole	9,13
Da 4 a 6 cedole	35,40
Da 6 a 8 cedole	44,02
Da 8 a 10 cedole	10,54
Da 10 a 12 cedole	0,90
Oltre 12 cedole	0,00

Scadenze %

da 1 a 3	7,24
da 3 a 5	10,85
da 5 a 7	9,74
da 7 a 10	24,42
da 10 a 15	26,93
da 15 a 20	6,99
da 20 a 30	6,24
oltre 30	5,97

Anagrafica

Società di Gestione	Candriam	Patrimonio Classe (Mln)	1,66 CHF	Investimento Min. Ingresso	-
Telefono	+352 27975130	(27/01/2026)		Investimento Min. Successivo	-
Web	www.candriam.com	Domicilio	LUSSEMBURGO	T.E.R.	-
Data di Partenza	12/03/2020	Valuta del Fondo	CHF	Spese correnti	0,86%
Nome del Gestore	Christopher Mey	UCITS	Si	Commissione di incentivo	-
	Kroum Sourov	Inc/Acc	Acc		
Data Inizio Gestione	30/03/2017	ISIN	LU2059770151		
NAV (27/01/2026)	CHF 88,81				

Candriam Sustainable Bond Emerging Markets R H CHF Acc

Patrimonio Netto (Mln)	804,18 USD
(30/09/2025)	