

Neuberger Berman Global Flexible Credit Income Fund USD Z Accumulating Class

Categoria Morningstar™

Global Flexible Bond - USD Hedged

Benchmark Morningstar

Morningstar Global Core Bond GR Hedged

USD

Usato nel Report

Benchmark Dichiarato

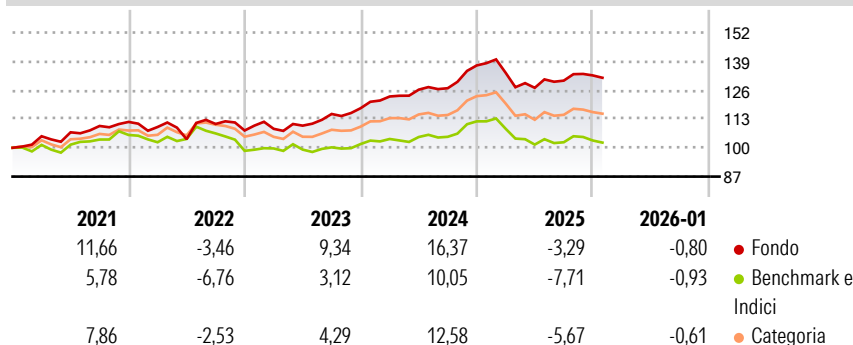
ICE BofA Gbl HY Constnd TR HUSD

Morningstar Rating™

★★★★★

Obiettivo d'Investimento Dichiarato

To seek to maximise total return from current income and long-term capital appreciation by investing in a diversified mix of global fixed rate and floating rate debt securities, including high income securities. The Portfolio seeks to achieve its investment objective primarily by investing in debt securities and money market instruments, including through the use of FDI, issued by governments and their agencies and corporations worldwide including within Emerging Markets. Securities will typically be dealt or traded on Recognised Markets globally without any particular focus on any one industrial sector. Securities may be rated investment grade or below by a Recognised Rating Agency.


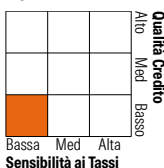
Rendimenti

Misure di Rischio

3Y Alpha	4,73	3Y Sharpe Ratio	0,50
3Y Beta	0,69	3Y Std Dev	6,62
3Y R-Squared	55,16	3Y Risk	Med
3Y Info Ratio	1,80	5Y Risk	+Med
3Y Tracking Error	2,91	10Y Risk	-

Basati su Morningstar Global Core Bond GR Hedged USD (dove applicabile)

Rend. Cumulati %	Fondo	Bmk	Cat	Rendimenti Trimestrali %	Q1	Q2	Q3	Q4
3-Mesi	-0,25	-1,58	-1,60	2026	-	-	-	-
6-Mesi	1,83	0,07	1,11	2025	-2,47	-5,03	2,57	1,80
1-Anno	-4,92	-8,57	-7,44	2024	4,48	2,48	0,54	8,11
3-Anni Ann.ti	5,79	0,98	2,37	2023	0,71	1,31	4,80	2,26
5-Anni Ann.ti	5,39	0,61	2,52	2022	-2,03	-5,04	6,61	-2,66
10-Anni Ann.ti	-	-	-					

Rendimenti aggiornati al 11/02/2026







Portafoglio 31/12/2025

Fixed Income Style
Box™

Fondo
Credit Quality %

	0		0
AAA	4,35	BBB	17,32
AA	0,88	BB	37,13
A	2,38	B	28,42
		Below B	7,05
		Not Rated	2,47

Titoli principali

Nome	Settore	%
F/C Us 5yr Note (Cbt) Mar26	—	14,75
Ultra 10 Year US Treasury...	—	5,53
F/C Us 10yr Note (Cbt)mar26	—	3,33
F/C Us Long Bond(Cbt) Mar26	—	0,64
% Primi 10 Titoli sul Patrimonio		24,25
Numero Complessivo di Titoli Azionari		0
Numero Complessivo di Titoli Obbligazionari		861

Fixed Income Sector Weightings %

 Governativo	10,48
 Societario	73,46
 Cartolarizzazioni	13,48
 Enti Locali	0,00
 Liquidità ed equivalenti	2,30
 Derivati	0,29

Coupon Range %

0 coupon	5,94
Da 0 a 4 cedole	4,73
Da 4 a 6 cedole	27,10
Da 6 a 8 cedole	48,28
Da 8 a 10 cedole	12,29
Da 10 a 12 cedole	1,03
Oltre 12 cedole	0,65

Scadenze %

da 1 a 3	8,18
da 3 a 5	22,83
da 5 a 7	26,17
da 7 a 10	12,58
da 10 a 15	12,33
da 15 a 20	1,66
da 20 a 30	5,99
oltre 30	3,35

Anagrafica

Società di Gestione	Neuberger Berman Asset Management Ireland Limited	Patrimonio Classe (Mln)	9,01 USD	Investimento Min. Ingresso	25.000.000 USD
Telefono	-	(11/02/2026)		Investimento Min. Successivo	-
Web	-	Domicilio	IRLANDA	T.E.R.	0,10%
Data di Partenza	01/06/2020	Valuta del Fondo	USD	Spese correnti	0,12%
Nome del Gestore	-	UCITS	Si	Commissione di incentivo	-
Data Inizio Gestione	01/06/2020	Inc/Acc	Acc		
NAV (11/02/2026)	USD 14,60	ISIN	IE00BMD7Z845		

Neuberger Berman Global Flexible Credit Income Fund USD Z Accumulating Class

Patrimonio Netto (Mln)	688,48 USD
(31/12/2025)	