

# Neuberger Berman Global Flexible Credit Income Fund USD M Accumulating Class

**Categoria Morningstar™**

Global Flexible Bond - USD Hedged

**Benchmark Morningstar**

Morningstar Global Core Bond GR Hedged

USD

Usato nel Report

**Benchmark Dichiarato**

ICE BofA Gbl HY Constnd TR HUSD

**Morningstar Rating™**

★★★

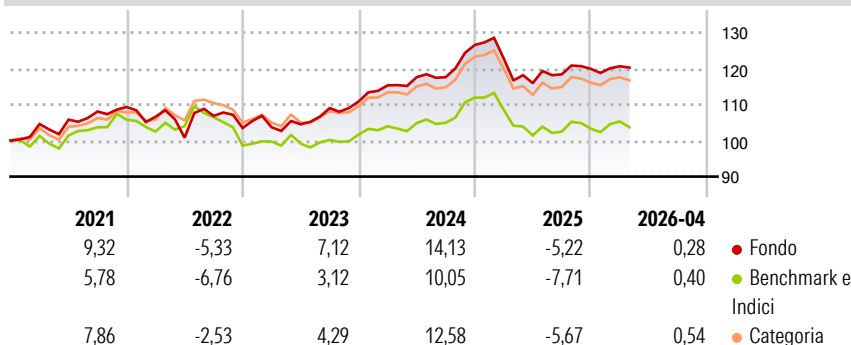
**Obiettivo d'Investimento Dichiarato**

To seek to maximise total return from current income and long-term capital appreciation by investing in a diversified mix of global fixed rate and floating rate debt securities, including high income securities. The Portfolio seeks to achieve its investment objective primarily by investing in debt securities and money market instruments, including through the use of FDI, issued by governments and their agencies and corporations worldwide including within Emerging Markets. Securities will typically be dealt or traded on Recognised Markets globally without any particular focus on any one industrial sector. Securities may be rated investment grade or below by a Recognised Rating Agency.

**Misure di Rischio**

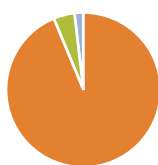
3Y Alpha	3,41	3Y Sharpe Ratio	0,42
3Y Beta	0,80	3Y Std Dev	6,23
3Y R-Squared	66,92	3Y Risk	Med
3Y Info Ratio	1,56	5Y Risk	+Med
3Y Tracking Error	2,43	10Y Risk	-

Basati su Morningstar Global Core Bond GR Hedged USD (dove applicabile)

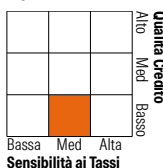
**Rendimenti**


Rend. Cumulati %	Fondo	Bmk	Cat	Rendimenti Trimestrali %	Q1	Q2	Q3	Q4
3-Mesi	1,01	1,11	1,07	2026	0,59	-	-	-
6-Mesi	-0,70	-1,66	-0,79	2025	-2,96	-5,57	2,11	1,29
1-Anno	2,05	-1,27	2,04	2024	4,02	1,98	-0,01	7,59
3-Anni Ann.ti	5,14	1,60	3,76	2023	0,18	0,81	4,30	1,70
5-Anni Ann.ti	3,08	0,85	2,73	2022	-2,45	-5,49	6,01	-3,14
10-Anni Ann.ti	-	-	-					

Rendimenti aggiornati al 01/05/2026

**Portafoglio 31/03/2026**


Asset Allocation %	Netta
● Azioni	0,00
● Obbligazioni	93,72
● Liquidità	4,40
● Altro	1,87

**Fixed Income Style**
**Box™**


Duration Effettiva 3,53

Maturity effettiva 12,19

Qualità Credito Media BB

**Credit Quality %**

Fond	Credit Quality %	Fond	
o		o	
AAA	7,70	BBB	15,30
AA	0,54	BB	39,79
A	2,06	B	25,55
		Below B	6,13
		Not Rated	2,93

**Titoli principali**

Nome	Settore	%
F/C Us 5yr Note (Cbt) Jun26	—	13,10
F/C Us 2yr Note (Cbt) Jun26	—	6,37
Ultra 10 Year US Treasury...	—	4,23
F/C Us 10yr Note (Cbt) Jun26	—	2,15
% Primi 10 Titoli sul Patrimonio		25,85
Numero Complessivo di Titoli Azionari		0
Numero Complessivo di Titoli Obbligazionari		937

**Fixed Income Sector Weightings %**

	Fondo
🏛️ Governativo	14,56
🏢 Societario	71,20
🏠 Cartolarizzazioni	9,59
🏘️ Enti Locali	0,00
🏦 Liquidità ed equivalenti	3,92
📄 Derivati	0,73

**Coupon Range %**

	Fondo
0 coupon	4,77
Da 0 a 4 cedole	4,60
Da 4 a 6 cedole	28,79
Da 6 a 8 cedole	48,22
Da 8 a 10 cedole	11,73
Da 10 a 12 cedole	1,20
Oltre 12 cedole	0,68

**Scadenze %**

	Fondo
da 1 a 3	8,24
da 3 a 5	25,07
da 5 a 7	26,45
da 7 a 10	14,79
da 10 a 15	8,94
da 15 a 20	1,85
da 20 a 30	6,16
oltre 30	2,68

**Anagrafica**

Società di Gestione	Neuberger Berman Asset Management Ireland Limited	Patrimonio Classe (Mln)	19,60 USD	Investimento Min. Ingresso	1.000 USD
Telefono	-	(01/05/2026)		Investimento Min. Successivo	-
Web	-	Domicilio	IRLANDA	T.E.R.	2,10%
Data di Partenza	16/09/2020	Valuta del Fondo	USD	Spese correnti	2,11%
Nome del Gestore	-	UCITS	Si	Commissione di incentivo	-
Data Inizio Gestione	01/06/2020	Inc/Acc	Acc		
NAV (01/05/2026)	USD 12,22	ISIN	IE00BKP6Y38		

# Neuberger Berman Global Flexible Credit Income Fund USD M Accumulating Class

Patrimonio Netto (Mln) 733,14 USD

(31/03/2026)