

JPMorgan Investment Funds - Global Income ESG Fund A (div) USD (hedged)

Categoria Morningstar™

Bilanciati Moderati USD

Benchmark Morningstar

Morningstar EAA USD Mod Target

Allocation NR USD

Usato nel Report

Benchmark Dichiarato

35% MSCI World 100% Hdg NR EUR, 40%
Bloomberg US HY 2% Issuer Cap TR Hdg
EUR, 25% Bloomberg Global Credit TR Hdg
EUR

Morningstar Rating™

★★★

Obiettivo d'Investimento Dichiarato

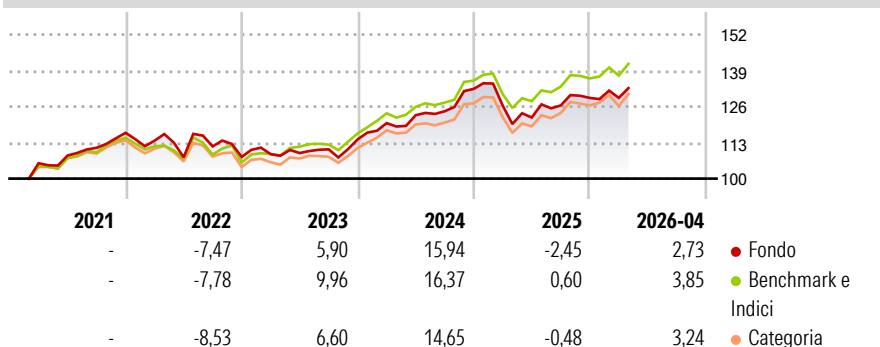
To provide regular income by investing primarily in a portfolio of income generating securities with positive E/S characteristics globally and through the use of derivatives. Securities with positive E/S characteristics from issuers are those that the Investment Manager believes show effective governance and superior management of environmental and/or social issues (sustainable characteristics). Multi-asset approach, leveraging specialists from around JPMorgan Asset Management's global investment platform, with a focus on risk-adjusted income. Flexible implementation of the managers' allocation views at asset class and regional level. Seeks to provide the majority of its returns through securities with positive E/S characteristics by...

Misure di Rischio

| | | | |
|-------------------|-------|-----------------|------|
| 3Y Alpha | -1,83 | 3Y Sharpe Ratio | 0,53 |
| 3Y Beta | 0,95 | 3Y Std Dev | 7,95 |
| 3Y R-Squared | 92,58 | 3Y Risk | -Med |
| 3Y Info Ratio | -1,13 | 5Y Risk | Med |
| 3Y Tracking Error | 2,07 | 10Y Risk | - |

Basati su Morningstar EAA USD Mod Target Allocation NR USD (dove applicabile)


Rendimenti



| Rend. Cumulati % | Fondo | Bmk | Cat | Rendimenti Trimestrali % | Q1 | Q2 | Q3 | Q4 |
|------------------|-------|-------|-------|--------------------------|-------|-------|------|-------|
| 3-Mesi | 2,73 | 2,96 | 2,82 | 2026 | 0,01 | - | - | - |
| 6-Mesi | 3,66 | 4,14 | 4,64 | 2025 | -4,58 | -3,38 | 3,56 | 2,17 |
| 1-Anno | 9,26 | 12,04 | 12,69 | 2024 | 5,11 | 2,40 | 1,15 | 6,49 |
| 3-Anni Ann.ti | 7,06 | 9,27 | 8,31 | 2023 | 0,93 | 0,36 | 1,24 | 3,27 |
| 5-Anni Ann.ti | 5,19 | 6,73 | 5,65 | 2022 | -2,43 | -5,29 | 3,66 | -3,40 |
| 10-Anni Ann.ti | - | - | - | | | | | |

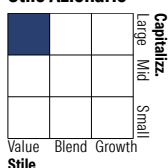
Rendimenti aggiornati al 11/05/2026

Portafoglio 31/03/2026

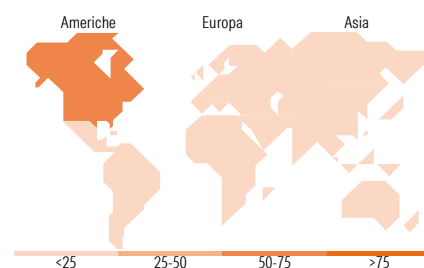


Morningstar Style Box®

Stile Azionario



Reddito Fisso



Titoli principali

| Nome | Settore | % |
|---|---------|-------|
| JPM USD Liquidity LVNAV X... | - | 2,37 |
| United States Treasury Notes... | - | 1,84 |
| CCO Holdings, LLC/ CCO... | - | 1,37 |
| Taiwan Semiconductor... | | 1,22 |
| Microsoft Corp | | 0,91 |
| Cohorent Corp 5% | - | 0,71 |
| Entegris Inc 5.95% | - | 0,68 |
| Wrangler Holdco Corp. 6.625% | - | 0,61 |
| Broadcom Inc | | 0,60 |
| ASML Holding NV | | 0,60 |
| % Primi 10 Titoli sul Patrimonio | | 10,91 |
| Numero Complessivo di Titoli Azionari | | 449 |
| Numero Complessivo di Titoli Obbligazionari | | 417 |

Distribuzione Settoriale %

| | Fondo |
|-----------|-------|
| Ciclico | 44,24 |
| Sensibile | 35,40 |
| Difensivo | 20,36 |

Fixed Income Sector Weightings %

| | Fondo |
|--------------------------|-------|
| Governativo | 2,60 |
| Societario | 90,91 |
| Cartolarizzazioni | 0,00 |
| Enti Locali | 0,00 |
| Liquidità ed equivalenti | 5,42 |
| Derivati | 1,07 |

Ripartizione Geografica %

| | Fondo |
|-------------------------------|--------------|
| America | 52,44 |
| Stati Uniti | 46,96 |
| Canada | 3,46 |
| America Latina e Centrale | 2,02 |
| Europa | 31,85 |
| Regno Unito | 7,52 |
| Europa Occidentale - Euro | 16,65 |
| Europa Occidentale - Non Euro | 6,50 |
| Europa dell'Est | 0,00 |
| Africa | 0,84 |
| Medio Oriente | 0,34 |
| Asia | 15,71 |
| Giappone | 4,29 |
| Australasia | 0,92 |
| Asia - Paesi Sviluppati | 7,15 |
| Asia - Emergente | 3,35 |

Anagrafica

| | | | | | |
|---------------------|---|-------------------------|-------------|------------------------------|------------|
| Società di Gestione | JPMorgan Asset Management (Europe) S.à r.l. | Patrimonio Classe (Mln) | 0,58 USD | Investimento Min. Ingresso | 35.000 USD |
| Telefono | +352 34 101 | Domicilio | LUSSEMBURGO | Investimento Min. Successivo | 5.000 USD |
| | | Valuta del Fondo | USD | T.E.R. | 1,45% |
| | | UCITS | Si | Spese correnti | 1,45% |
| | | Inc/Acc | Inc | Commissione di incentivo | - |

JPMorgan Investment Funds - Global Income ESG Fund A (div) USD (hedged)

| | | | |
|--|---|------|--------------|
| Web | http://www.jpmorganassetmanagement.com | ISIN | LU2279689660 |
| Data di Partenza | 22/02/2021 | | |
| Nome del Gestore | Michael Schoenhaut | | |
| Data Inizio Gestione | 22/02/2021 | | |
| NAV ^(11/05/2026) | USD 97,55 | | |
| Patrimonio Netto (Mln) ^(31/03/2026) | 77,59 EUR | | |