

JPMorgan Investment Funds - Global Income ESG Fund C (dist) EUR

Categoria Morningstar™

Bilanciati Moderati EUR

Benchmark Morningstar

Morningstar Euro Moderate Global Target
Allocation NR EUR
Usato nel Report

Benchmark Dichiarato

35% MSCI World 100% Hdg NR EUR, 40%
Bloomberg US HY 2% Issuer Cap TR Hdg
EUR, 25% Bloomberg Global Credit TR Hdg
EUR

Morningstar Rating™

★★★

Obiettivo d'Investimento Dichiarato

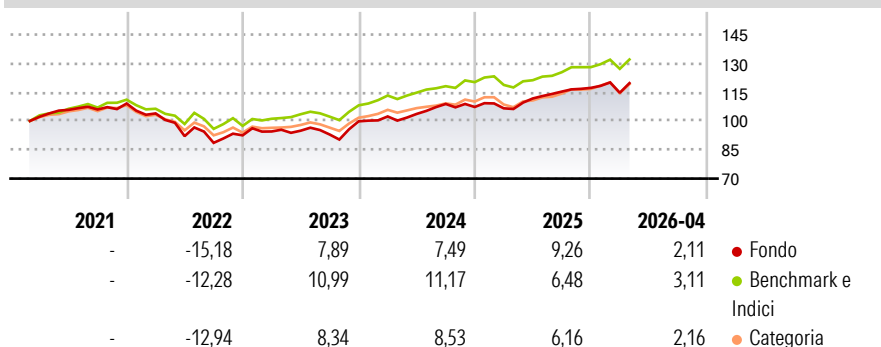
To provide regular income by investing primarily in a portfolio of income generating securities with positive E/S characteristics globally and through the use of derivatives. Securities with positive E/S characteristics from issuers are those that the Investment Manager believes show effective governance and superior management of environmental and/or social issues (sustainable characteristics). Multi-asset approach, leveraging specialists from around JPMorgan Asset Management's global investment platform, with a focus on risk-adjusted income. Flexible implementation of the managers' allocation views at asset class and regional level. Seeks to provide the majority of its returns through securities with positive E/S characteristics by...

Misure di Rischio

| | | | |
|-------------------|-------|-----------------|------|
| 3Y Alpha | -1,55 | 3Y Sharpe Ratio | 0,66 |
| 3Y Beta | 1,07 | 3Y Std Dev | 7,43 |
| 3Y R-Squared | 82,94 | 3Y Risk | Med |
| 3Y Info Ratio | -0,42 | 5Y Risk | +Med |
| 3Y Tracking Error | 3,10 | 10Y Risk | - |

Basati su Morningstar Euro Moderate Global Target Allocation NR EUR (dove applicabile)


Rendimenti



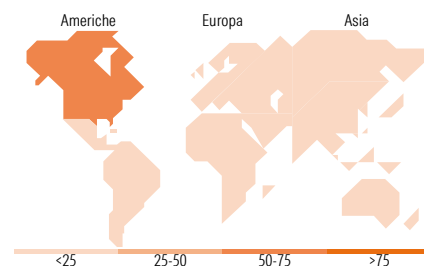

| Rend. Cumulati % | Fondo | Bmk | Cat | Rendimenti Trimestrali % | Q1 | Q2 | Q3 | Q4 |
|------------------|-------|-------|-------|--------------------------|-------|--------|-------|-------|
| 3-Mesi | 1,65 | 1,95 | 1,62 | 2026 | -2,19 | - | - | - |
| 6-Mesi | 4,55 | 4,10 | 4,27 | 2025 | -0,66 | 4,81 | 3,21 | 1,68 |
| 1-Anno | 12,45 | 12,33 | 12,32 | 2024 | 2,54 | 1,29 | 5,00 | -1,44 |
| 3-Anni Ann.ti | 8,45 | 9,39 | 8,34 | 2023 | 2,18 | 0,43 | -2,10 | 7,39 |
| 5-Anni Ann.ti | 3,10 | 5,23 | 3,43 | 2022 | -4,72 | -11,39 | -3,77 | 4,40 |
| 10-Anni Ann.ti | - | - | - | | | | | |

Rendimenti aggiornati al 11/05/2026

Portafoglio 31/03/2026



Morningstar Style Box®



Titoli principali

| Nome | Settore | % |
|---|---------|-------|
| JPM USD Liquidity LVNAV X... | - | 2,37 |
| United States Treasury Notes... | - | 1,84 |
| CCO Holdings, LLC/ CCO... | - | 1,37 |
| Taiwan Semiconductor... | | 1,22 |
| Microsoft Corp | | 0,91 |
| Cohorent Corp 5% | - | 0,71 |
| Entegris Inc 5.95% | - | 0,68 |
| Wrangler Holdco Corp. 6.625% | - | 0,61 |
| Broadcom Inc | | 0,60 |
| ASML Holding NV | | 0,60 |
| % Primi 10 Titoli sul Patrimonio | | 10,91 |
| Numero Complessivo di Titoli Azionari | | 449 |
| Numero Complessivo di Titoli Obbligazionari | | 417 |

Distribuzione Settoriale %

| | Fondo |
|-----------|-------|
| Ciclico | 44,24 |
| Sensibile | 35,40 |
| Difensivo | 20,36 |

Fixed Income Sector Weightings %

| | Fondo |
|--------------------------|-------|
| Governativo | 2,60 |
| Societario | 90,91 |
| Cartolarizzazioni | 0,00 |
| Enti Locali | 0,00 |
| Liquidità ed equivalenti | 5,42 |
| Derivati | 1,07 |

Ripartizione Geografica %

| | Fondo |
|-------------------------------|--------------|
| America | 52,44 |
| Stati Uniti | 46,96 |
| Canada | 3,46 |
| America Latina e Centrale | 2,02 |
| Europa | 31,85 |
| Regno Unito | 7,52 |
| Europa Occidentale - Euro | 16,65 |
| Europa Occidentale - Non Euro | 6,50 |
| Europa dell'Est | 0,00 |
| Africa | 0,84 |
| Medio Oriente | 0,34 |
| Asia | 15,71 |
| Giappone | 4,29 |
| Australasia | 0,92 |
| Asia - Paesi Sviluppate | 7,15 |
| Asia - Emergente | 3,35 |

Anagrafica

| | | | | | |
|---------------------|---|-------------------------|-------------|------------------------------|----------------|
| Società di Gestione | JPMorgan Asset Management (Europe) S.à r.l. | Patrimonio Classe (Mln) | 0,06 EUR | Investimento Min. Ingresso | 10.000.000 EUR |
| Telefono | +352 34 101 | Domicilio | LUSSEMBURGO | Investimento Min. Successivo | 1.000 EUR |
| | | Valuta del Fondo | EUR | T.E.R. | 0,75% |
| | | UCITS | Si | Spese correnti | 0,75% |
| | | Inc/Acc | Inc | Commissione di incentivo | - |

JPMorgan Investment Funds - Global Income ESG Fund C (dist) EUR

| | | | |
|-----------------------------|---|------|--------------|
| Web | http://www.jpmorganassetmanagement.com | ISIN | LU2279690676 |
| Data di Partenza | 22/02/2021 | | |
| Nome del Gestore | Michael Schoenhaut | | |
| Data Inizio Gestione | 22/02/2021 | | |
| NAV ^(11/05/2026) | EUR 99,97 | | |
| Patrimonio Netto (Mln) | 77,59 EUR | | |
| ^(31/03/2026) | | | |