

Neuberger Berman Asia Responsible Transition Bond Fund USD X Accumulating

Categoria Morningstar™
Class Asia

Benchmark Morningstar

Morningstar Asia USD Broad Market Bond JPM Asia Credit TR USD

GR USD

Usato nel Report

Benchmark Dichiarato

JPM Asia Credit TR USD

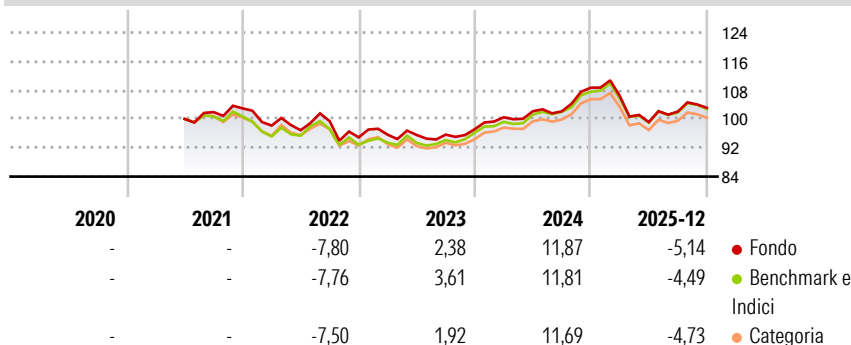
Morningstar Rating™

★★★

Obiettivo d'Investimento Dichiarato

The Portfolio aims to achieve a target average return of 1-1.5% over the Benchmark before fees over a market cycle (typically 3 years) by primarily investing in Hard Currency-denominated debt issued in Asian countries. Investors should note that the target return is not guaranteed over a market cycle, a 12-month or any period and the Portfolio's capital is at risk. Investors should also note that, over the course of a market cycle, there may be significant periods of time during which the performance of the Portfolio will deviate from the targeted return and the Portfolio may experience periods of negative return. There can be no guarantee that the Portfolio will ultimately achieve its investment objective.

Rendimenti



Misure di Rischio


3Y Alpha	-0,58	3Y Sharpe Ratio	0,00
3Y Beta	0,98	3Y Std Dev	6,40
3Y R-Squared	92,08	3Y Risk	Med
3Y Info Ratio	-0,48	5Y Risk	-
3Y Tracking Error	1,35	10Y Risk	-

Basati su Morningstar Asia USD Broad Market Bond GR USD (dove applicabile)

Rend. Cumulati %	Fondo	Bmk	Cat	Rendimenti Trimestrali %	Q1	Q2	Q3	Q4
3-Mesi	-1,72	-2,44	-2,04	2026	-	-	-	-
6-Mesi	1,79	0,99	1,23	2025	-2,12	-6,84	2,96	1,04
1-Anno	-5,76	-5,84	-5,77	2024	3,41	1,65	-0,02	6,43
3-Anni Ann.ti	1,70	2,47	1,77	2023	0,76	-0,08	0,12	1,57
5-Anni Ann.ti	-	-	-	2022	-4,63	-1,31	2,59	-4,52
10-Anni Ann.ti	-	-	-					

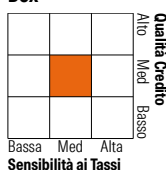
Rendimenti aggiornati al 28/01/2026

Portafoglio 31/12/2025



Fixed Income Style

Box™



Fondo

Duration Effettiva 4,56

Maturity effettiva 13,91

Qualità Credito Media BB

Credit Quality %	Fond	Credit Quality %	Fond
AAA	3,56	BBB	28,84
AA	6,57	BB	18,22
A	26,38	B	4,86
		Below B	2,71
		Not Rated	8,84

Titoli principali

Nome	Settore	%
F/C Us Ultra Bond Cbt Mar26	—	6,76
F/C Us 2yr Note (Cbt) Mar26	—	4,93
Philippines (Republic Of)	—	3,04
Indonesia (Republic of)	—	2,16
Standard Chartered PLC	—	2,10
MTR Corporation (C.I.) Limited	—	2,06
Cfamc IV Co Ltd.	—	1,68
Dua Capital Limited	—	1,56
Oversea-Chinese Banking Corp...	—	1,55
% Primi 10 Titoli sul Patrimonio		25,83
Numero Complessivo di Titoli Azionari		0
Numero Complessivo di Titoli Obbligazionari		113

Fixed Income Sector Weightings %

	Fondo
■ Governativo	16,82
■ Societario	76,10
■ Cartolarizzazioni	1,36
■ Enti Locali	0,00
■ Liquidità ed equivalenti	5,73
■ Derivati	-0,01

Coupon Range %

	Fondo
0 coupon	0,00
Da 0 a 4 cedole	25,01
Da 4 a 6 cedole	46,72
Da 6 a 8 cedole	20,07
Da 8 a 10 cedole	7,43
Da 10 a 12 cedole	0,76
Oltre 12 cedole	0,00

Scadenze %

	Fondo
da 1 a 3	14,92
da 3 a 5	31,25
da 5 a 7	15,73
da 7 a 10	24,99
da 10 a 15	3,78
da 15 a 20	1,37
da 20 a 30	5,78
oltre 30	0,71

Anagrafica

Società di Gestione	Neuberger Berman Asset Management Ireland Limited	Patrimonio Classe (Mln)	0,02 USD	Investimento Min. Ingresso	100.000.000 USD
Telefono	-	(28/01/2026)		Investimento Min. Successivo	-
Web	-	Domicilio	IRLANDA	T.E.R.	1,25%
Data di Partenza	08/06/2021	Valuta del Fondo	USD	Spese correnti	1,25%
Nome del Gestore	-	UCITS	Si	Commissione di incentivo	-
Data Inizio Gestione	30/06/2015	Inc/Acc	Acc		
NAV (28/01/2026)	USD 10,29	ISIN	IE00BN6JC501		

Neuberger Berman Asia Responsible Transition Bond Fund USD X Accumulating

Patrimonio Netto (Mln)

29,66 USD

Class
