

# Aegon Emerging Markets Debt Fund K EUR Hedged Inc

## Categoria Morningstar™

Obbligazionari Paesi Emergenti EUR

## Benchmark Morningstar

Morningstar Emerging Markets Sovereign

Bond GR Hedged EUR

Usato nel Report

## Benchmark Dichiarato

JPM EMBI Global Diversified TR USD

## Morningstar Rating™

★★★★

### Obiettivo d'Investimento Dichiarato

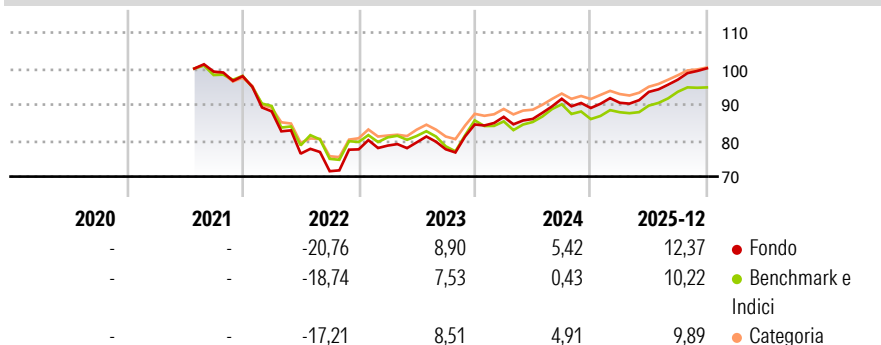
The investment objective of the Fund is to provide long term capital growth. The Fund is actively managed and will seek to achieve its investment objective by investing at least 67% of its net assets directly or indirectly, in fixed income securities as listed below in US Dollars issued by governments, institutions or companies in emerging countries which may be fixed and floating rate. The Fund may invest in government bonds, issued both by governments in developed markets and by governments in Emerging Markets, high-yield and investment-grade corporate bonds and liquid assets (such as cash and/or cash-like securities, for example, UK gilt-edged securities or money market instruments (which include for example treasury bills, commercial...

### Misure di Rischio

3Y Alpha	2,99	3Y Sharpe Ratio	0,86
3Y Beta	0,90	3Y Std Dev	6,69
3Y R-Squared	92,54	3Y Risk	Med
3Y Info Ratio	1,46	5Y Risk	-
3Y Tracking Error	1,97	10Y Risk	-

Basati su Morningstar Emerging Markets Sovereign Bond GR Hedged EUR (dove applicabile)


### Rendimenti



Rend. Cumulati %	Fondo	Bmk	Cat	Rendimenti Trimestrali %	Q1	Q2	Q3	Q4
3-Mesi	2,11	-0,39	2,10	2026	-	-	-	-
6-Mesi	7,64	5,05	6,54	2025	1,63	3,34	3,63	3,25
1-Anno	12,38	9,28	10,31	2024	2,52	-0,67	6,50	-2,80
3-Anni Ann.ti	7,77	4,91	7,03	2023	1,35	1,14	-2,42	8,86
5-Anni Ann.ti	-	-	-	2022	-9,99	-13,32	-6,39	8,49
10-Anni Ann.ti	-	-	-					

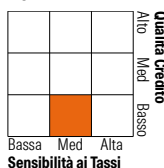
Rendimenti aggiornati al 27/01/2026

### Portafoglio 30/09/2025



### Fixed Income Style

#### Box™



Duration Effettiva	Fondo	5,43
Maturità effettiva	Fondo	4,62
Qualità Credito Media	Fondo	BB

Credit Quality %	Fond	Credit Quality %	Fond
AAA	3,21	BBB	18,75
AA	0,00	BB	33,20
A	10,81	B	24,75
		Below B	5,01
		Not Rated	4,26

### Titoli principali

Nome	Settore	%
PETRONAS Capital Ltd. 5.34%	—	3,67
Saudi Arabia (Kingdom of)...	—	3,08
Bahrain (Kingdom of) 7%	—	2,52
Indonesia (Republic of) 6.625%	—	2,17
Dominican Republic 4.875%	—	1,97
Bank Gospodarstwa Krajowego...	—	1,96
MVM Energetika Zartkoruen...	—	1,84
Export Credit Bank of...	—	1,78
Oman (Sultanate Of) 4.75%	—	1,74
Colombia (Republic Of) 7.75%	—	1,64
% Primi 10 Titoli sul Patrimonio		22,38
Numero Complessivo di Titoli Azionari		0
Numero Complessivo di Titoli Obbligazionari		124

### Fixed Income Sector Weightings %

	Fondo
Governativo	56,09
Societario	38,22
Cartolarizzazioni	0,00
Enti Locali	0,00
Liquidità ed equivalenti	5,69
Derivati	0,00

### Coupon Range %

	Fondo
0 coupon	0,77
Da 0 a 4 cedole	6,47
Da 4 a 6 cedole	26,00
Da 6 a 8 cedole	45,27
Da 8 a 10 cedole	15,68
Da 10 a 12 cedole	4,85
Oltre 12 cedole	0,96

### Scadenze %

	Fondo
da 1 a 3	7,23
da 3 a 5	12,35
da 5 a 7	14,03
da 7 a 10	25,95
da 10 a 15	17,31
da 15 a 20	1,14
da 20 a 30	7,05
oltre 30	7,05

### Anagrafica

Società di Gestione	Aegon Investment Management BV	Patrimonio Classe (Mln)	4,82 USD	Investimento Min. Ingresso	20.000.000 EUR
Telefono	+31 (0)70 344 3210	(27/01/2026)		Investimento Min. Successivo	-
Web	www.aegonassetmanagem	Domicilio	IRLANDA	T.E.R.	-
	ent.com/nl	Valuta del Fondo	EUR	Spese correnti	0,52%
Data di Partenza	09/07/2021	UCITS	Si	Commissione di incentivo	-
Nome del Gestore	-	Inc/Acc	Inc		
Data Inizio Gestione	22/11/2019	ISIN	IE000XRT5RM6		
NAV (27/01/2026)	EUR 7,82				

# Aegon Emerging Markets Debt Fund K EUR Hedged Inc

Patrimonio Netto (Mln) 104,97 USD

(30/09/2025)