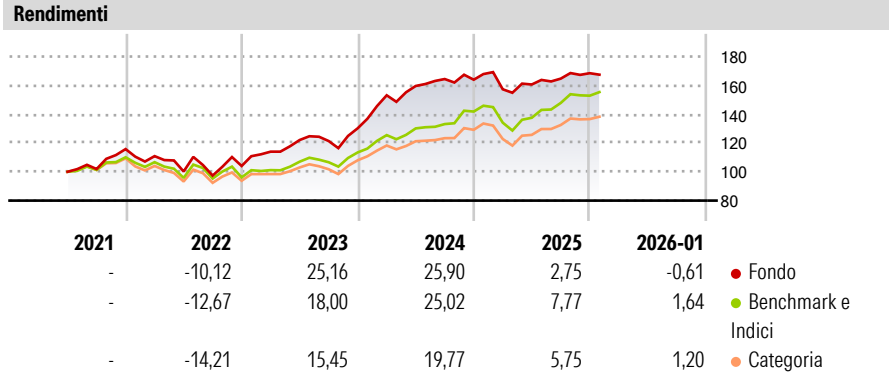


BNP PARIBAS EASY - Low Carbon 300 World PAB Track Classic EUR Acc

<b>Categoria Morningstar™</b>	<b>Benchmark Morningstar</b>	<b>Benchmark Dichiarato</b>	<b>Morningstar Rating™</b>
Azionari Internazionali Large Cap Blend	Morningstar Global Target Market	Euronext Low Carbon 300 World PAB NR	★★★★
	Exposure NR USD	EUR	
	Usato nel Report		

**Obiettivo d'Investimento Dichiarato**

The investment objective of the sub-fund is to replicate the performance of the Euronext Low Carbon 300 World PAB (NTR) index\* (Bloomberg: LC300W index), including fluctuations, and to maintain the Tracking Error between the sub-fund and the index below 1%.



**Misure di Rischio**

3Y Alpha	-0,59	3Y Sharpe Ratio	1,10
3Y Beta	1,01	3Y Std Dev	10,37
3Y R-Squared	81,49	3Y Risk	+Med
3Y Info Ratio	-0,13	5Y Risk	-
3Y Tracking Error	5,20	10Y Risk	-

Basati su Morningstar Global Target Market Exposure NR USD (dove applicabile)

Rend. Cumulati %	Fondo	Bmk	Cat	Rendimenti Trimestrali %	Q1	Q2	Q3	Q4
3-Mesi	-1,30	2,79	2,26	2026	-	-	-	-
6-Mesi	3,02	8,76	6,31	2025	-4,06	2,11	2,54	2,29
1-Anno	-1,80	6,08	2,50	2024	17,58	4,24	3,01	-0,28
3-Anni Ann.ti	14,12	14,80	11,04	2023	9,55	7,10	-0,58	7,30
5-Anni Ann.ti	-	-	-	2022	-4,20	-9,62	-2,83	6,83
10-Anni Ann.ti	-	-	-					

Rendimenti aggiornati al 12/02/2026

**Portafoglio 10/02/2026**



Value

Blend

Growth

Small

Mid

Large

Value

Blend

Growth

Small

Mid

Large

Value

Blend

Growth

Small

Mid

Large

Value

Blend

Growth

Small

Mid

Large

Value

Blend

Growth

Small

Mid

Large

Value

Blend

Growth

Small

Mid

Large

Value

Blend

Growth

Small

Mid

Large

Value

Blend

Growth

Small

Mid

Large

Value

Blend

Growth

Small

Mid

Large

Value

Blend

Growth

Small

Mid

Large

Value

Blend

Growth

Small

Mid

Large

Value

Blend

Growth

Small

Mid

Large

Value

Blend

Growth

Small

Mid

Large

Value

Blend

Growth

Small

Mid

Large

Value

Blend

Growth

Small

Mid

Large

Value

Blend

Growth

Small

Mid

Large

Value

Blend

Growth

Small

Mid

Large

Value

Blend

Growth

Small

Mid

Large

Value

Blend

Growth

Small

Mid

Large

Value

Blend

Growth

Small

Mid

Large

Value

Blend

Growth

Small

Mid

Large

Value

Blend

Growth

Small

Mid

Large

Value

Blend

Growth

Small

Mid

Large

Value

Blend

Growth

Small

Mid

Large

Value

Blend

Growth

Small

Mid

Large

Value

Blend

Growth

Small

Mid

Large

Value

Blend

Growth

Small

Mid

Large

Value

Blend

Growth

Small

Mid

Large

Value

Blend

Growth

Small

Mid

Large

Value

Blend

Growth

Small

Mid

Large

Value

Blend

Growth

Small

Mid

Large

Value

Blend

Growth

Small

Mid

Large

Value

Blend

Growth

Small

Mid

Large

Value

Blend

Growth

Small

Mid

Large

Value

Blend

Growth

Small

Mid

Large

Value

Blend

Growth

Small

Mid

Large

Value

Blend

Growth

Small

Mid

Large

Value

Blend

Growth

Small

Mid

Large

Value

Blend

Growth

Small

Mid

Large

Value

Blend

Growth

Small

Mid

Large

Value

Blend

Growth

Small

Mid

Large

Value

Blend

Growth

Small

Mid

Large

Value

Blend

Growth

Small

Mid

Large

Value

Blend

Growth

Small

Mid

Large

Value

Blend

Growth

Small

Mid

Large

Value

Blend

Growth

Small

Mid

Large

Value

Blend

Growth

Small

Mid

Large

Value

Blend

Growth

Small

Mid

Large

Value

Blend

Growth

Small

Mid

Large

Value

Blend

Growth

Small

Mid

Large

Value

Blend

Growth

Small

Mid

Large

Value

Blend

Growth

Small

Mid

Large

Value

Blend

Growth

Small

Mid

Large

Value

Blend

Growth

Small

Mid

Large

Value

Blend

Growth

Small

Mid

Large

Value

Blend

Growth

Small

Mid

Large

Value

Blend

Growth

Small

Mid

Large

Value

Blend

Growth

Small

Mid

Large

Value

Blend

Growth

Small

Mid

Large

Value

Blend

Growth

Small

Mid

Large

Value

Blend

Growth

Small

Mid

Large

Value

Blend

Growth

Small

Mid

Large

Value

Blend

Growth

Small

Mid

Large

Value

Blend

Growth

Small

Mid

Large

Value

Blend

Growth

Small

Mid

Large

Value

Blend

Growth

Small

Mid

Large

Value

Blend

Growth

Small

Mid

Large

Value

Blend

Growth

Small

Mid

Large

Value

Blend

Growth

Small

Mid

Large

Value

Blend

Growth

Small

Mid

Large

Value

Blend

Growth

Small

Mid

Large

Value

Blend

Growth

Small

Mid

Large

Value

Blend

Growth

Small

Mid

Large

Value

Blend

Growth

Small

Mid

Large

Value

Blend

Growth

Small

Mid

Large

Value

Blend

Growth

Small

Mid

Large

Value

Blend

Growth

Small

Mid

Large

Value

Blend

Growth

Small

Mid

Large

Value

Blend

Growth

Small

Mid

Large

Value

Blend

Growth

Small

Mid

Large

Value

Blend

Growth

Small

Mid

Large

Value

Blend

Growth

Small

Mid

Large

Value

Blend

Growth

Small

Mid

Large

Value

Blend

Growth

Small

Mid

Large

Value

Blend

Growth

Small

Mid

Large

Value

Blend

Growth

Small

Mid

Large

Value

Blend

Growth

Small

Mid

Large

Value

Blend

Growth

Small

Mid

Large

Value

Blend

Growth

Small

Mid

Large

Value

Blend

Growth

Small

Mid

Large

Value

Blend

Growth

Small

Mid

Large

Value

Blend

Growth

Small

Mid

Large

Value

Blend

Growth

Small

Mid

Large

Value

Blend

Growth

Small

Mid

Large

Value

Blend

Growth















Small

Mid



**Titoli principali**

Nome	Settore	%
Cisco Systems Inc	IT	4,41
Oracle Corp	IT	3,45
Applied Materials Inc	IT	3,43
SAP SE	IT	2,67
Novartis AG Registered Shares	Farmaceutici	2,39
Salesforce Inc	IT	2,38
AbbVie Inc	Farmaceutici	2,12
Vestas Wind Systems AS	Energia	2,05
Accenture PLC Class A	IT	1,94
Johnson & Johnson	Farmaceutici	1,84
% Primi 10 Titoli sul Patrimonio		26,68
Numero Complessivo di Titoli Azionari		299
Numero Complessivo di Titoli Obbligazionari		0

Distribuzione Settoriale %		Fondo
<hr/>		
 <b>Ciclico</b>		<b>29,11</b>
 Materie Prime		4,00
 Beni di Consumo Ciclici		4,76
 Finanza		13,20
 Immobiliare		7,16
<hr/>		
 <b>Sensibile</b>		<b>41,97</b>
 Telecomunicazioni		1,80
 Energia		-
 Beni Industriali		10,44
 Tecnologia		29,73
<hr/>		
 <b>Difensivo</b>		<b>28,92</b>
 Beni Difensivi		7,44
 Salute		18,36
 Servizi di Pubblica Utilità		3,12

Ripartizione Geografica %	Fondo
<b>America</b>	<b>53,54</b>
Stati Uniti	52,88
Canada	0,66
America Latina e Centrale	0,00
<b>Europa</b>	<b>33,94</b>
Regno Unito	7,79
Europa Occidentale - Euro	15,36
Europa Occidentale - Non Euro	10,16
Europa dell'Est	0,62
Africa	0,00
Medio Oriente	0,00
<b>Asia</b>	<b>12,52</b>
Giappone	11,14
Australasia	0,85
Asia - Paesi Sviluppati	0,49
Asia - Emergente	0,03

**Anagrafica**

Società di Gestione	BNP Paribas Asset Management Luxembourg	Patrimonio Classe (Mln)	0,55 EUR	Investimento Min. Ingresso	-
Telefono	+352 2646 3017	Domicilio	LUSSEMBURGO	Investimento Min. Successivo	-
Web	www.bnpparibas-am.com	Valuta del Fondo	EUR	T.E.R.	-
Data di Partenza	11/06/2021	UCITS	Si	Spese correnti	0,77%
Nome del Gestore	Arnaud MAJANI	Inc/Acc	Acc	Commissione di incentivo	-
	D'INGUIMBERT	ISIN	LU2194449158		
Data Inizio Gestione	01/02/2023				
NAV (12/02/2026)	EUR 171,91				

# BNP PARIBAS EASY - Low Carbon 300 World PAB Track Classic EUR Acc

Patrimonio Netto (Mln)	126,13 EUR
(10/02/2026)	