

# Schroder International Selection Fund Carbon Neutral Credit Y Accumulation CHF

**Categoria Morningstar™**  
**Hedged** CHF Covered

**Benchmark Morningstar**

Morningstar Global Core Bond GR Hedged

CHF

Usato nel Report

**Benchmark Dichiarato**

Barclays Mltivrs x Trsy A+ to B- EUR hdg

**Morningstar Rating™**

★★★★

## Obiettivo d'Investimento Dichiarato

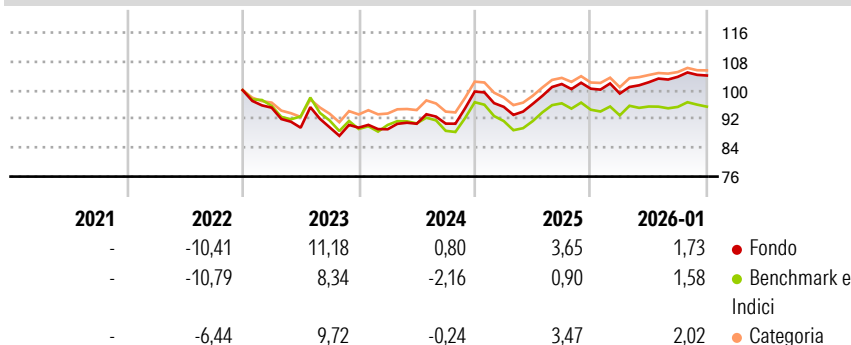
The Fund aims to achieve i) aggregate carbon neutrality by the year 2025 and ii) capital growth by investing in fixed and floating rate securities issued by governments, government agencies, supra-nationals and companies worldwide, which the Investment Manager deems to be sustainable investments, and which contribute towards the objective of carbon emission reduction, in order to support and encourage the transition towards a zero carbon world. Aggregate carbon neutrality means achieving net zero carbon emissions intensity by balancing investments in (i) issuers that generate carbon emissions, but that have stated goals to reduce such emissions with (ii) issuers that contribute to reducing carbon emissions.

## Misure di Rischio

|                   |       |                 |      |
|-------------------|-------|-----------------|------|
| 3Y Alpha          | 2,55  | 3Y Sharpe Ratio | 0,40 |
| 3Y Beta           | 0,79  | 3Y Std Dev      | 6,41 |
| 3Y R-Squared      | 77,49 | 3Y Risk         | Med  |
| 3Y Info Ratio     | 1,44  | 5Y Risk         | -    |
| 3Y Tracking Error | 1,96  | 10Y Risk        | -    |

Basati su Morningstar Global Core Bond GR Hedged CHF (dove applicabile)


## Rendimenti



| Rend. Cumulati % | Fondo | Bmk  | Cat  | Rendimenti Trimestrali % | Q1    | Q2    | Q3   | Q4    |
|------------------|-------|------|------|--------------------------|-------|-------|------|-------|
| 3-Mesi           | 0,33  | 0,28 | 1,47 | 2026                     | -     | -     | -    | -     |
| 6-Mesi           | 2,14  | 1,58 | 3,04 | 2025                     | -1,33 | 3,16  | 1,47 | 0,35  |
| 1-Anno           | 5,11  | 3,04 | 6,46 | 2024                     | -4,26 | 0,87  | 5,72 | -1,27 |
| 3-Anni Ann.ti    | 4,77  | 2,51 | 4,32 | 2023                     | -0,50 | 1,71  | 0,04 | 9,81  |
| 5-Anni Ann.ti    | -     | -    | -    | 2022                     | -4,86 | -5,85 | 0,12 | -0,10 |
| 10-Anni Ann.ti   | -     | -    | -    |                          |       |       |      |       |

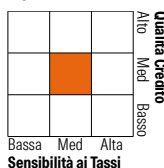
Rendimenti aggiornati al 02/02/2026

## Portafoglio 31/12/2025



## Fixed Income Style

Box™



|                       |       |
|-----------------------|-------|
| Duration Effettiva    | 5,06  |
| Maturità effettiva    | 12,48 |
| Qualità Credito Media | BBB   |

| Credit Quality % | Fond  | Credit Quality % | Fond  |
|------------------|-------|------------------|-------|
| AAA              | 0,28  | BBB              | 50,96 |
| AA               | 2,34  | BB               | 22,95 |
| A                | 19,51 | B                | 2,15  |
|                  |       | Below B          | 0,00  |
|                  |       | Not Rated        | 1,83  |

## Titoli principali

| Nome  | Settore | %    |
|---|---------|------|
| Diamond II Ltd. 7.95%                       | —       | 0,63 |
| Lenovo Group Ltd. 6.536%                    | —       | 0,55 |
| UniCredit S.p.A. 7.296%                     | —       | 0,53 |
| Arcelik A.S. 8.5%                           | —       | 0,53 |
| Klabn Austria GmbH 7%                       | —       | 0,52 |
| HA Sustainable...                           | —       | 0,52 |
| Ford Motor Company 6.1%                     | —       | 0,52 |
| Iqvia Inc 6.25%                             | —       | 0,51 |
| LG Electronics Inc. 5.625%                  | —       | 0,51 |
| Rede D'Or Finance S.a.r.l....               | —       | 0,51 |
| % Primi 10 Titoli sul Patrimonio            |         | 5,34 |
| Numero Complessivo di Titoli Azionari       |         | 0    |
| Numero Complessivo di Titoli Obbligazionari |         | 558  |

## Fixed Income Sector Weightings %

|                          | Fondo |
|--------------------------|-------|
| Governativo              | 1,21  |
| Societario               | 97,05 |
| Cartolarizzazioni        | 0,00  |
| Enti Locali              | 0,00  |
| Liquidità ed equivalenti | 1,54  |
| Derivati                 | 0,19  |

## Coupon Range %

|                   | Fondo |
|-------------------|-------|
| 0 coupon          | 0,28  |
| Da 0 a 4 cedole   | 11,46 |
| Da 4 a 6 cedole   | 44,14 |
| Da 6 a 8 cedole   | 39,22 |
| Da 8 a 10 cedole  | 4,51  |
| Da 10 a 12 cedole | 0,29  |
| Oltre 12 cedole   | 0,10  |

## Scadenze %

|            | Fondo |
|------------|-------|
| da 1 a 3   | 10,22 |
| da 3 a 5   | 22,92 |
| da 5 a 7   | 16,03 |
| da 7 a 10  | 22,79 |
| da 10 a 15 | 8,82  |
| da 15 a 20 | 4,84  |
| da 20 a 30 | 9,50  |
| oltre 30   | 2,88  |

## Anagrafica

|                      |  |                         |              |                              |           |
|----------------------|--|-------------------------|--------------|------------------------------|-----------|
| Società di Gestione  | Schroder Investment Management (Europe) S.A. | Patrimonio Classe (Mln) | 0,16 EUR     | Investimento Min. Ingresso   | 1.000 EUR |
| Telefono             | +352 341 342 202                             | (02/02/2026)            |              | Investimento Min. Successivo | 1.000 EUR |
| Web                  | www.schroders.com                            | Domicilio               | LUSSEMBURGO  | T.E.R.                       | -         |
| Data di Partenza     | 07/12/2021                                   | Valuta del Fondo        | CHF          | Spese correnti               | 0,45%     |
| Nome del Gestore     | Patrick Vogel                                | UCITS                   | Si           | Commissione di incentivo     | 0,00%     |
|                      | Saida Eggerstedt                             | Inc/Acc                 | Acc          |                              |           |
| Data Inizio Gestione | 23/06/2021                                   | ISIN                    | LU2399671911 |                              |           |
| NAV (02/02/2026)     | CHF 93,59                                    |                         |              |                              |           |

# Schroder International Selection Fund Carbon Neutral Credit Y Accumulation CHF

Patrimonio Netto (Mln)

139,37 EUR

**Hedged**