

Neuberger Berman Sustainable Emerging Market Debt - Hard Currency Fund EUR X

Categoria Morningstar™

Accumulating Class - H

Benchmark Morningstar

Morningstar Emerging Markets Sovereign

Bond GR Hedged EUR

Usato nel Report

Benchmark Dichiarato

JPM ESG EMBI Global Diversified TR EUR

Morningstar Rating™

★★★★

Obiettivo d'Investimento Dichiarato

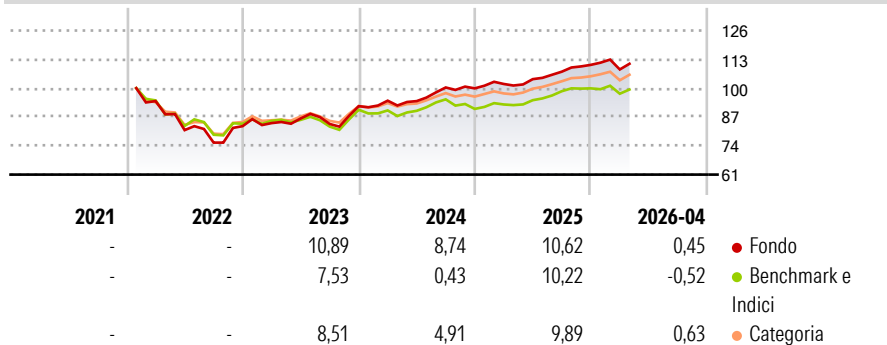
The Portfolio aims to achieve a target average return of 1-2% over the Benchmark (as specified in the "Benchmark" section below) before fees over a market cycle (typically 3 years) by investing primarily in Hard Currency-denominated debt issued in Emerging Market Countries. The Portfolio will invest primarily in debt securities and money market instruments issued by public or private issuers in Emerging Market Countries and/or countries which are part of the Benchmark which are denominated in Hard Currency. For the purposes of the Portfolio, Hard Currency is defined as US Dollar, Euro, Sterling, Japanese Yen and Swiss Franc and investors should also note that public issuers include corporate issuers that are, either directly or indirectly,...

Misure di Rischio

| | | | |
|-------------------|-------|-----------------|------|
| 3Y Alpha | 4,27 | 3Y Sharpe Ratio | 0,90 |
| 3Y Beta | 0,92 | 3Y Std Dev | 7,07 |
| 3Y R-Squared | 91,32 | 3Y Risk | +Med |
| 3Y Info Ratio | 2,02 | 5Y Risk | - |
| 3Y Tracking Error | 2,17 | 10Y Risk | - |

Basati su Morningstar Emerging Markets Sovereign Bond GR Hedged EUR (dove applicabile)


Rendimenti



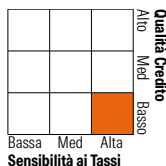
| Rend. Cumulati % | Fondo | Bmk | Cat | Rendimenti | Q1 | Q2 | Q3 | Q4 |
|------------------|-------|------|-------|------------|-------|--------|-------|-------|
| 3-Mesi | 0,00 | 0,11 | 0,39 | 2026 | -1,88 | - | - | - |
| 6-Mesi | 2,64 | 0,71 | 2,98 | 2025 | 1,98 | 2,14 | 3,24 | 2,86 |
| 1-Anno | 10,81 | 8,42 | 11,06 | 2024 | 2,70 | -0,21 | 6,53 | -0,40 |
| 3-Anni Ann.ti | 9,59 | 5,35 | 8,19 | 2023 | 1,67 | 2,47 | -2,87 | 9,57 |
| 5-Anni Ann.ti | - | - | - | 2022 | - | -13,89 | -6,97 | 9,86 |
| 10-Anni Ann.ti | - | - | - | | | | | |

Rendimenti aggiornati al 07/05/2026

Portafoglio 31/03/2026



| Fixed Income Style | Fondo |
|-----------------------|-------|
| Box™ | 7,50 |
| Duration Effettiva | 11,88 |
| Maturità effettiva | BB |
| Qualità Credito Media | |



| Credit Quality % | Fond | Credit Quality % | Fond |
|------------------|------|------------------|-------|
| AAA | 5,43 | BBB | 28,26 |
| AA | 0,22 | BB | 39,44 |
| A | 8,54 | B | 8,76 |
| | | Below B | 9,00 |
| | | Not Rated | 0,34 |

Titoli principali

| Nome | Settore | % |
|---|---------|-------|
| F/C Us 5yr Note (Cbt) Jun26 | - | 11,14 |
| F/C Us Ultra Bond Cbt Jun26 | - | 4,84 |
| F/C Us Long Bond(Cbt) Jun26 | - | 4,55 |
| F/C Us 2yr Note (Cbt) Jun26 | - | 3,69 |
| Peru (Republic Of) | - | 2,05 |
| Ivory Coast (Republic Of) | - | 1,92 |
| Argentina (Republic Of) | - | 1,79 |
| % Primi 10 Titoli sul Patrimonio | | 29,99 |
| Numero Complessivo di Titoli Azionari | | 0 |
| Numero Complessivo di Titoli Obbligazionari | | 180 |

Fixed Income Sector Weightings %

| Settore | Fondo |
|--------------------------|-------|
| Gov | 85,59 |
| Societario | 11,70 |
| Cartolarizzazioni | 0,00 |
| Enti Locali | 0,00 |
| Liquidità ed equivalenti | 2,34 |
| Derivati | 0,38 |

Coupon Range %

| Coupon Range | Fondo |
|-------------------|-------|
| 0 coupon | 0,10 |
| Da 0 a 4 cedole | 20,37 |
| Da 4 a 6 cedole | 33,80 |
| Da 6 a 8 cedole | 37,64 |
| Da 8 a 10 cedole | 7,08 |
| Da 10 a 12 cedole | 1,00 |
| Oltre 12 cedole | 0,00 |

Scadenze %

| Scadenza | Fondo |
|------------|-------|
| da 1 a 3 | 2,67 |
| da 3 a 5 | 10,01 |
| da 5 a 7 | 14,89 |
| da 7 a 10 | 37,64 |
| da 10 a 15 | 21,58 |
| da 15 a 20 | 1,33 |
| da 20 a 30 | 8,77 |
| oltre 30 | 2,60 |

Anagrafica

| | | | | | |
|----------------------|---|-------------------------|--------------|------------------------------|-----------------|
| Società di Gestione | Neuberger Berman Asset Management Ireland Limited | Patrimonio Classe (Mln) | 154,00 EUR | Investimento Min. Ingresso | 100.000.000 EUR |
| Telefono | - | (08/05/2026) | | Investimento Min. Successivo | - |
| Web | - | Domicilio | IRLANDA | T.E.R. | 0,41% |
| Data di Partenza | 19/01/2022 | Valuta del Fondo | EUR | Spese correnti | 0,43% |
| Nome del Gestore | - | UCITS | Si | Commissione di incentivo | - |
| Data Inizio Gestione | 19/01/2022 | Inc/Acc | Acc | | |
| NAV (07/05/2026) | EUR 11,28 | ISIN | IE000ROI8ND2 | | |

Neuberger Berman Sustainable Emerging Market Debt - Hard Currency Fund EUR X

Patrimonio Netto (Mln) 854,25 USD

Accumulating Class - H
