

PIMCO Emerging Local Bond ESG Fund Institutional USD Accumulation

Categoria Morningstar™

Obbligazionari Paesi Emergenti Valuta Locale

Benchmark Morningstar

Morningstar Emerging Markets Government Bond Local Currency GR USD
Usato nel Report

Benchmark Dichiarato

JPM ESG Gov Bd-EM G1b Div TR USD

Morningstar Rating™

★★★★

Obiettivo d'Investimento Dichiarato

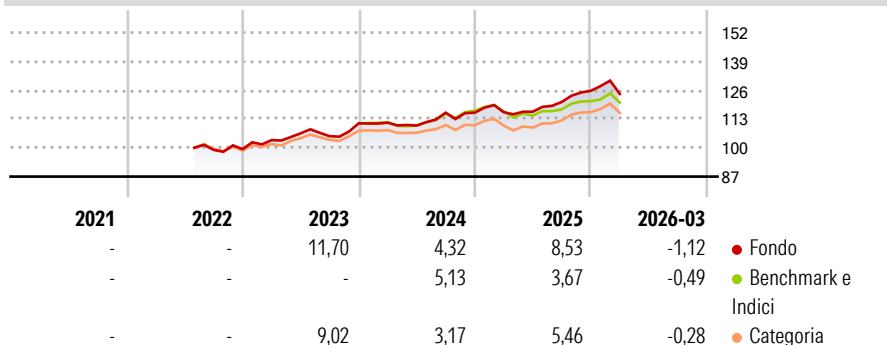
The investment objective of the Fund is to seek to maximise total return, consistent with prudent investment management. The Fund will normally invest at least 80% of its assets in Fixed Income Instruments denominated in currencies of countries with emerging securities markets. The Fund is considered to be actively managed in reference to the J.P. Morgan ESG Government Bond Index-Emerging Markets Global Diversified (the "Index") by virtue of the fact that the Index is used for duration measurement, calculating the global exposure of the Fund using the relative VaR methodology and for performance comparison purposes.

Misure di Rischio

3Y Alpha	1,80	3Y Sharpe Ratio	0,58
3Y Beta	1,18	3Y Std Dev	5,77
3Y R-Squared	96,80	3Y Risk	+Med
3Y Info Ratio	0,92	5Y Risk	-
3Y Tracking Error	2,28	10Y Risk	-

Basati su Morningstar Emerging Markets Government Bond Local Currency GR USD (dove applicabile)


Rendimenti



Rend. Cumulati %	Fondo	Bmk	Cat	Rendimenti Trimestrali %	Q1	Q2	Q3	Q4
3-Mesi	0,34	0,25	0,50	2026	-1,12	-	-	-
6-Mesi	5,47	3,56	4,43	2025	0,19	0,20	3,79	4,15
1-Anno	14,60	10,36	12,98	2024	0,27	-1,17	5,27	0,00
3-Anni Ann.ti	7,40	5,14	5,80	2023	4,09	2,96	-1,23	5,52
5-Anni Ann.ti	-	-	-	2022	-	-	-	0,34
10-Anni Ann.ti	-	-	-					

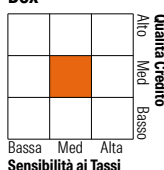
Rendimenti aggiornati al 14/04/2026

Portafoglio 28/02/2026



Fixed Income Style

Box™



Fixed Income Style	Fondo
Duration Effettiva	5,57
Maturità effettiva	7,18
Qualità Credito Media	BBB

Credit Quality %

Credit Quality %	Fond	Credit Quality %	Fond
AAA	8,98	BBB	36,45
AA	14,67	BB	17,22
A	20,64	B	1,68
		Below B	0,36
		Not Rated	0,00

Titoli principali

Nome	Settore	%
South Africa (Republic of)...	—	5,12
Peru (Republic Of) 7.3%	—	4,56
Colombia (Republic Of) 7%	—	4,14
Philippines (Republic Of)...	—	3,09
Mexico (United Mexican...	—	3,08
Malaysia (Government Of)...	—	2,73
Hungary (Republic Of) 4.5%	—	2,02
Czech (Republic of) 4.5%	—	1,87
Indonesia (Republic of) 5.875%	—	1,76
South Africa (Republic of) 9%	—	1,64
% Primi 10 Titoli sul Patrimonio		30,00
Numero Complessivo di Titoli Azionari		8
Numero Complessivo di Titoli Obbligazionari		795

Fixed Income Sector Weightings %

Fixed Income Sector Weightings %	Fondo
Gov	75,49
Societario	4,85
Cartolarizzazioni	0,00
Enti Locali	0,00
Liquidità ed equivalenti	19,73
Derivati	-0,08
Coupon Range %	Fondo
0 coupon	0,00
Da 0 a 4 cedole	0,00
Da 4 a 6 cedole	0,00
Da 6 a 8 cedole	0,00
Da 8 a 10 cedole	0,00
Da 10 a 12 cedole	0,00
Oltre 12 cedole	0,00

Scadenze %

Scadenze %	Fondo
da 1 a 3	22,86
da 3 a 5	26,84
da 5 a 7	9,40
da 7 a 10	13,47
da 10 a 15	8,21
da 15 a 20	1,84
da 20 a 30	1,77
oltre 30	0,04

Anagrafica

Società di Gestione	PIMCO Global Advisors (Ireland) Limited	Patrimonio Classe (Mln)	0,01 USD	Investimento Min. Ingresso	5.000.000 USD
Telefono	+353 1 4752211	(31/03/2026)		Investimento Min. Successivo	-
Web	www.pimco.com	Domicilio	IRLANDA	T.E.R.	0,92%
Data di Partenza	27/07/2022	Valuta del Fondo	USD	Spese correnti	0,92%
Nome del Gestore	Michael Davidson	UCITS	Si	Commissione di incentivo	0,00%
Data Inizio Gestione	27/07/2022	Inc/Acc	Acc		
NAV (14/04/2026)	USD 15,06	ISIN	IE0000L83ZW5		
Patrimonio Netto (Mln)	198,67 USD				

(28/02/2026)