

# Neuberger Berman Sustainable Emerging Market Debt - Hard Currency Fund EUR I3

Categoria Morningstar™

**Accumulating Class - H**

Benchmark Morningstar

Morningstar Emerging Markets Sovereign

Bond GR Hedged EUR

Usato nel Report

Benchmark Dichiarato

JPM ESG EMBI Global Diversified TR EUR

Morningstar Rating™

★★★★

## Obiettivo d'Investimento Dichiarato

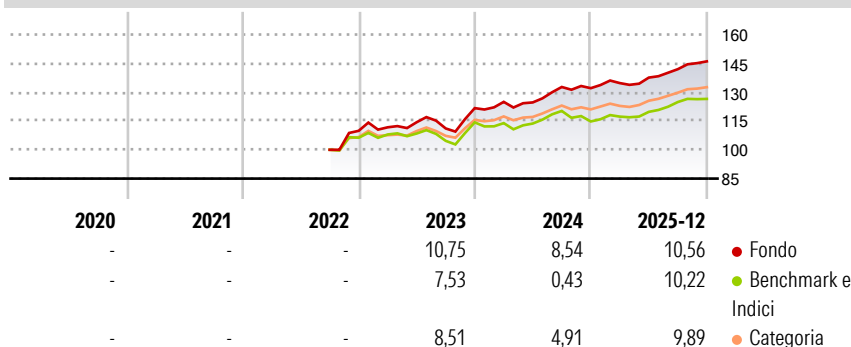
The Portfolio aims to achieve a target average return of 1-2% over the Benchmark (as specified in the "Benchmark" section below) before fees over a market cycle (typically 3 years) by investing primarily in Hard Currency-denominated debt issued in Emerging Market Countries. The Portfolio will invest primarily in debt securities and money market instruments issued by public or private issuers in Emerging Market Countries and/or countries which are part of the Benchmark which are denominated in Hard Currency. For the purposes of the Portfolio, Hard Currency is defined as US Dollar, Euro, Sterling, Japanese Yen and Swiss Franc and investors should also note that public issuers include corporate issuers that are, either directly or indirectly,...

## Misure di Rischio

3Y Alpha	3,89	3Y Sharpe Ratio	0,96
3Y Beta	0,94	3Y Std Dev	7,08
3Y R-Squared	90,16	3Y Risk	+Med
3Y Info Ratio	1,75	5Y Risk	-
3Y Tracking Error	2,27	10Y Risk	-

Basati su Morningstar Emerging Markets Sovereign Bond GR Hedged EUR (dove applicabile)


## Rendimenti



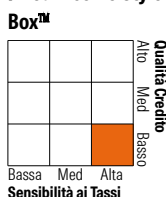
Rend. Cumulati %	Fondo	Bmk	Cat	Rendimenti Trimestrali %	Q1	Q2	Q3	Q4
3-Mesi	1,76	-0,39	2,10	2026	-	-	-	-
6-Mesi	6,95	5,05	6,54	2025	2,00	2,12	3,18	2,87
1-Anno	10,46	9,28	10,31	2024	2,68	-0,24	6,45	-0,46
3-Anni Ann.ti	8,75	4,91	7,03	2023	1,67	2,37	-2,85	9,53
5-Anni Ann.ti	-	-	-	2022	-	-	-	9,88
10-Anni Ann.ti	-	-	-					

Rendimenti aggiornati al 27/01/2026

## Portafoglio 31/12/2025



## Fixed Income Style Box™



Duration Effettiva	Fondo 7,37
Maturity effettiva	11,63
Qualità Credito Media	BB

Credit Quality %	Fond	Credit Quality %	Fond
AAA	2,67	BBB	28,95
AA	0,25	BB	40,93
A	8,24	B	9,81
		Below B	9,42
		Not Rated	-0,27

## Titoli principali

Nome	Settore	%
F/C Us 5yr Note (Cbt) Mar26	—	13,58
F/C Us Long Bond(Cbt) Mar26	—	4,88
F/C Us 2yr Note (Cbt) Mar26	—	4,70
F/C Us Ultra Bond Cbt Mar26	—	4,49
Peru (Republic Of)	—	2,29
Colombia (Republic Of)	—	2,17
Brazil (Federative Republic)	—	2,13
Ivory Coast (Republic Of)	—	2,11
% Primi 10 Titoli sul Patrimonio		36,35
Numero Complessivo di Titoli Azionari		0
Numero Complessivo di Titoli Obbligazionari		167

## Fixed Income Sector Weightings %

	Fondo
Governativo	87,28
Societario	11,01
Cartolarizzazioni	0,00
Enti Locali	0,00
Liquidità ed equivalenti	1,91
Derivati	-0,20

## Coupon Range %

	Fondo
0 coupon	0,42
Da 0 a 4 cedole	23,34
Da 4 a 6 cedole	32,09
Da 6 a 8 cedole	37,21
Da 8 a 10 cedole	6,24
Da 10 a 12 cedole	0,70
Oltre 12 cedole	0,00

## Scadenze %

	Fondo
da 1 a 3	2,83
da 3 a 5	11,38
da 5 a 7	13,06
da 7 a 10	41,58
da 10 a 15	18,19
da 15 a 20	2,29
da 20 a 30	7,26
oltre 30	3,18

## Anagrafica

Società di Gestione	Neuberger Berman Asset Management Ireland Limited	Patrimonio Classe (Mln)	6,44 EUR	Investimento Min. Ingresso	100.000.000 EUR
Telefono	-	(28/01/2026)		Investimento Min. Successivo	-
Web	-	Domicilio	IRLANDA	T.E.R.	0,55%
Data di Partenza	26/09/2022	Valuta del Fondo	EUR	Spese correnti	0,57%
Nome del Gestore	-	UCITS	Si	Commissione di incentivo	-
Data Inizio Gestione	19/01/2022	Inc/Acc	Acc		
NAV (27/01/2026)	EUR 14,47	ISIN	IE00011CMUN9		

# Neuberger Berman Sustainable Emerging Market Debt - Hard Currency Fund EUR I3

Patrimonio Netto (Mln) 781,29 USD

## Accumulating Class - H