

# Neuberger Berman Asia Responsible Transition Bond Fund USD Z Accumulating Class

## Categoria Morningstar™

Obbligazionari Asia

## Benchmark Morningstar

Morningstar Asia USD Broad Market Bond

GR USD

Usato nel Report

## Benchmark Dichiarato

JPM Asia Credit TR USD

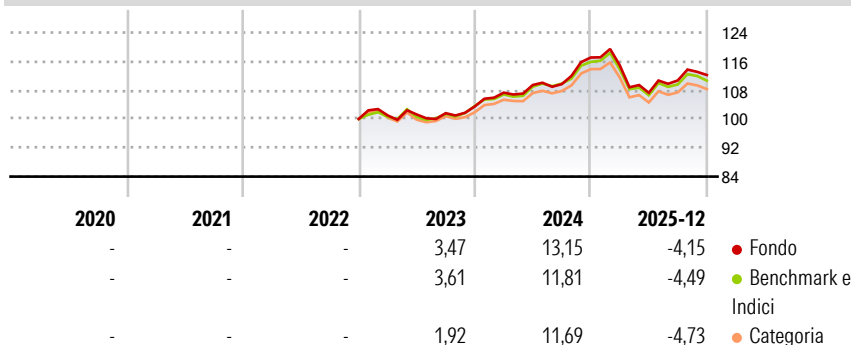
## Morningstar Rating™

★★★★

### Obiettivo d'Investimento Dichiarato

The Portfolio aims to achieve a target average return of 1-1.5% over the Benchmark before fees over a market cycle (typically 3 years) by primarily investing in Hard Currency-denominated debt issued in Asian countries. Investors should note that the target return is not guaranteed over a market cycle, a 12-month or any period and the Portfolio's capital is at risk. Investors should also note that, over the course of a market cycle, there may be significant periods of time during which the performance of the Portfolio will deviate from the targeted return and the Portfolio may experience periods of negative return. There can be no guarantee that the Portfolio will ultimately achieve its investment objective.

### Rendimenti



### Misure di Rischio


3Y Alpha	0,50	3Y Sharpe Ratio	0,17
3Y Beta	0,99	3Y Std Dev	6,49
3Y R-Squared	91,79	3Y Risk	Med
3Y Info Ratio	0,36	5Y Risk	-
3Y Tracking Error	1,38	10Y Risk	-

Basati su Morningstar Asia USD Broad Market Bond GR USD (dove applicabile)

Rend. Cumulati %	Fondo	Bmk	Cat	Rendimenti Trimestrali %	Q1	Q2	Q3	Q4
3-Mesi	-1,44	-2,44	-2,04	2026	-	-	-	-
6-Mesi	2,36	0,99	1,23	2025	-1,86	-6,63	3,20	1,36
1-Anno	-4,70	-5,84	-5,77	2024	3,71	1,97	0,22	6,75
3-Anni Ann.ti	2,79	2,47	1,77	2023	0,98	0,26	0,36	1,83
5-Anni Ann.ti	-	-	-	2022	-	-	-	-
10-Anni Ann.ti	-	-	-					

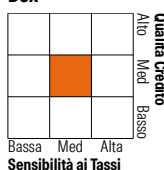
Rendimenti aggiornati al 28/01/2026

### Portafoglio 31/12/2025



### Fixed Income Style

Box™



Duration Effettiva 4,56

Maturità effettiva 13,91

Qualità Credito Media BB

Credit Quality %	Fond	Credit Quality %	Fond
AAA	3,56	BBB	28,84
AA	6,57	BB	18,22
A	26,38	B	4,86
		Below B	2,71
		Not Rated	8,84

### Titoli principali

Nome	Settore	%
F/C Us Ultra Bond Cbt Mar26	—	6,76
F/C Us 2yr Note (Cbt) Mar26	—	4,93
Philippines (Republic Of)	—	3,04
Indonesia (Republic of)	—	2,16
Standard Chartered PLC	—	2,10
MTR Corporation (C.I.) Limited	—	2,06
Cfamc IV Co Ltd.	—	1,68
Dua Capital Limited	—	1,56
Oversea-Chinese Banking Corp...	—	1,55
% Primi 10 Titoli sul Patrimonio		25,83
Numero Complessivo di Titoli Azionari		0
Numero Complessivo di Titoli Obbligazionari		113

### Fixed Income Sector Weightings %

	Fondo
Governativo	16,82
Societario	76,10
Cartolarizzazioni	1,36
Enti Locali	0,00
Liquidità ed equivalenti	5,73
Derivati	-0,01

### Coupon Range %

	Fondo
0 coupon	0,00
Da 0 a 4 cedole	25,01
Da 4 a 6 cedole	46,72
Da 6 a 8 cedole	20,07
Da 8 a 10 cedole	7,43
Da 10 a 12 cedole	0,76
Oltre 12 cedole	0,00

### Scadenze %

	Fondo
da 1 a 3	14,92
da 3 a 5	31,25
da 5 a 7	15,73
da 7 a 10	24,99
da 10 a 15	3,78
da 15 a 20	1,37
da 20 a 30	5,78
oltre 30	0,71

### Anagrafica

Società di Gestione	Neuberger Berman Asset Management Ireland Limited	Patrimonio Classe (Mln)	29,47 USD	Investimento Min. Ingresso	25.000.000 USD
Telefono	-	(28/01/2026)		Investimento Min. Successivo	-
Web	-	Domicilio	IRLANDA	T.E.R.	0,15%
Data di Partenza	12/12/2022	Valuta del Fondo	USD	Spese correnti	0,15%
Nome del Gestore	-	UCITS	Si	Commissione di incentivo	-
Data Inizio Gestione	30/06/2015	Inc/Acc	Acc		
NAV (28/01/2026)	USD 12,47	ISIN	IE00BYTHKK92		

# Neuberger Berman Asia Responsible Transition Bond Fund USD Z Accumulating Class

Patrimonio Netto (Mln) 29,66 USD

(31/12/2025)