

# Neuberger Berman Sustainable Emerging Market Debt - Hard Currency Fund EUR I4

**Categoria Morningstar™**  
**Accumulating Class**

**Benchmark Morningstar**

Morningstar Emerging Markets Sovereign

Bond GR Hedged EUR

Usato nel Report

**Benchmark Dichiarato**

JPM ESG EMBI Global Diversified TR EUR

**Morningstar Rating™**

Senza rating

## Obiettivo d'Investimento Dichiarato

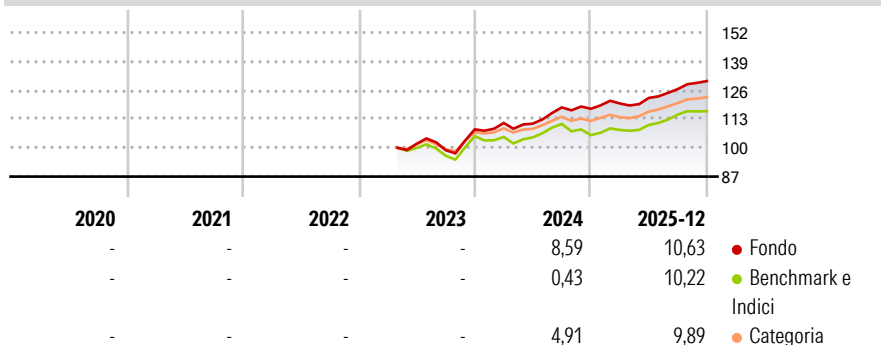
The Portfolio aims to achieve a target average return of 1-2% over the Benchmark (as specified in the "Benchmark" section below) before fees over a market cycle (typically 3 years) by investing primarily in Hard Currency-denominated debt issued in Emerging Market Countries. The Portfolio will invest primarily in debt securities and money market instruments issued by public or private issuers in Emerging Market Countries and/or countries which are part of the Benchmark which are denominated in Hard Currency. For the purposes of the Portfolio, Hard Currency is defined as US Dollar, Euro, Sterling, Japanese Yen and Swiss Franc and investors should also note that public issuers include corporate issuers that are, either directly or indirectly,...

## Misure di Rischio

3Y Alpha	-	3Y Sharpe Ratio	-
3Y Beta	-	3Y Std Dev	-
3Y R-Squared	-	3Y Risk	-
3Y Info Ratio	-	5Y Risk	-
3Y Tracking Error	-	10Y Risk	-

Basati su Morningstar Emerging Markets Sovereign Bond GR Hedged EUR (dove applicabile)


## Rendimenti



Rend. Cumulati %	Fondo	Bmk	Cat	Rendimenti Trimestrali %	Q1	Q2	Q3	Q4
3-Mesi	1,70	-0,39	2,10	2026	-	-	-	-
6-Mesi	6,92	5,05	6,54	2025	2,04	2,08	3,27	2,85
1-Anno	10,52	9,28	10,31	2024	2,68	-0,27	6,58	-0,51
3-Anni Ann.ti	-	-	-	2023	-	-	-2,85	9,50
5-Anni Ann.ti	-	-	-	2022	-	-	-	-
10-Anni Ann.ti	-	-	-					

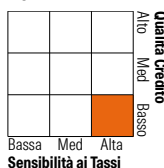
Rendimenti aggiornati al 27/01/2026

## Portafoglio 31/12/2025



## Fixed Income Style

Box™



Sensibilità ai Tassi

## Fondo

Duration Effettiva 7,37

Maturità effettiva 11,63

Qualità Credito Media BB

## Credit Quality %

Fond	Credit Quality %	Fond
0	0	0
AAA	2,67	BBB 28,95
AA	0,25	BB 40,93
A	8,24	B 9,81
		Below B 9,42
		Not Rated -0,27

## Titoli principali

Nome	Settore	%
F/C Us 5yr Note (Cbt) Mar26	—	13,58
F/C Us Long Bond (Cbt) Mar26	—	4,88
F/C Us 2yr Note (Cbt) Mar26	—	4,70
F/C Us Ultra Bond Cbt Mar26	—	4,49
Peru (Republic Of)	—	2,29
Colombia (Republic Of)	—	2,17
Brazil (Federative Republic)	—	2,13
Ivory Coast (Republic Of)	—	2,11
% Primi 10 Titoli sul Patrimonio		36,35
Numero Complessivo di Titoli Azionari		0
Numero Complessivo di Titoli Obbligazionari		167

## Fixed Income Sector Weightings %

Fondo
Governativo 87,28
Societario 11,01
Cartolarizzazioni 0,00
Enti Locali 0,00
Liquidità ed equivalenti 1,91
Derivati -0,20

## Coupon Range %

Fondo
0 coupon 0,42
Da 0 a 4 cedole 23,34
Da 4 a 6 cedole 32,09
Da 6 a 8 cedole 37,21
Da 8 a 10 cedole 6,24
Da 10 a 12 cedole 0,70
Oltre 12 cedole 0,00

## Scadenze %

Fondo
da 1 a 3 2,83
da 3 a 5 11,38
da 5 a 7 13,06
da 7 a 10 41,58
da 10 a 15 18,19
da 15 a 20 2,29
da 20 a 30 7,26
oltre 30 3,18

## Anagrafica

Società di Gestione	Neuberger Berman Asset Management Ireland Limited	Patrimonio Classe (Mln)	340,68 EUR	Investimento Min. Ingresso	150.000.000 EUR
Telefono	-	(27/01/2026)		Investimento Min. Successivo	-
Web	-	Domicilio	IRLANDA	T.E.R.	0,48%
Data di Partenza	13/04/2023	Valuta del Fondo	EUR	Spese correnti	0,50%
Nome del Gestore	-	UCITS	Si	Commissione di incentivo	-
Data Inizio Gestione	19/01/2022	Inc/Acc	Acc		
NAV (27/01/2026)	EUR 13,13	ISIN	IE000LAZMZ05		

# Neuberger Berman Sustainable Emerging Market Debt - Hard Currency Fund EUR I4

Patrimonio Netto (Mln) 781,29 USD

## Accumulating Class