

onemarkets Pictet Global Opportunities Allocation Fund C EUR Inc

Categoria Morningstar™

Bilanciati Flessibili EUR - Globali

Benchmark Morningstar

Morningstar Euro Moderate Global Target
Allocation NR EUR
Usato nel Report

Benchmark Dichiarato

N/A

Morningstar Rating™

Senza rating

Obiettivo d'Investimento Dichiarato

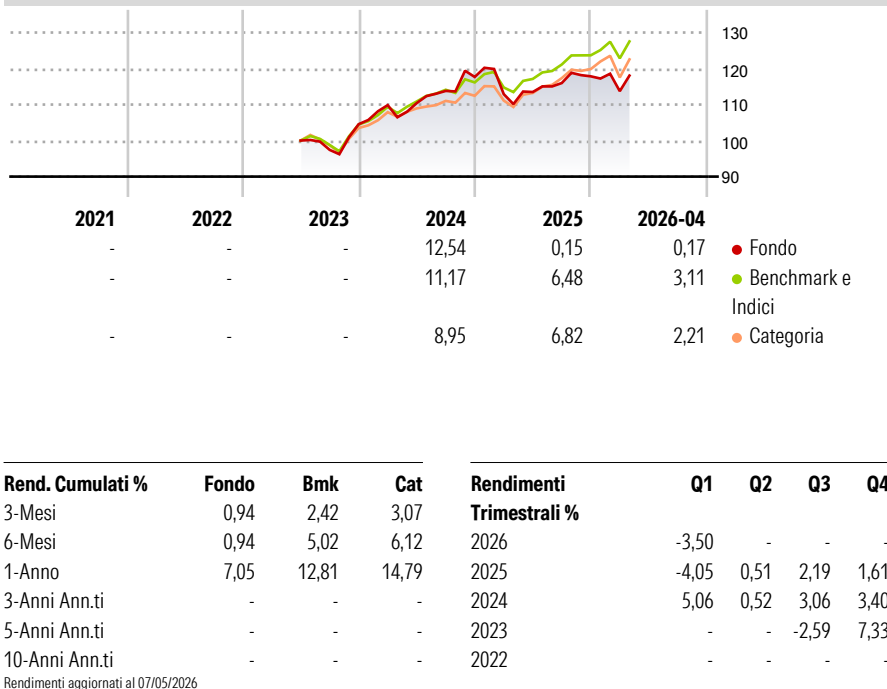
The Sub-Fund is actively managed. The investment objective is to achieve medium term capital growth mainly through the direct investment in equities and investment grade fixed income bonds of issuers from OECD countries or indirectly through and investments in shares/units in UCITS. The Sub-Fund combines a thematic approach and a quantitative equity selection approach within a multi-asset allocation strategy, unrelated to benchmark constraints. Both thematic and quantitative approaches to equity selection are based on a fundamental analysis of companies, even though they use different drivers. The combination of the two approaches is an efficient solution to ensure a more stable long-term performance. The target direct exposure to equities...

Misure di Rischio

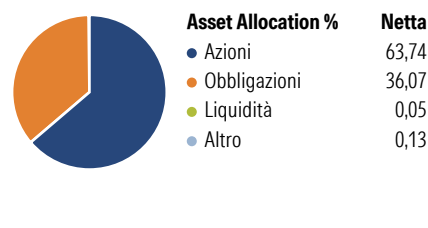
3Y Alpha	-	3Y Sharpe Ratio	-
3Y Beta	-	3Y Std Dev	-
3Y R-Squared	-	3Y Risk	-
3Y Info Ratio	-	5Y Risk	-
3Y Tracking Error	-	10Y Risk	-

Basati su Morningstar Euro Moderate Global Target Allocation NR EUR (dove applicabile)

Rendimenti

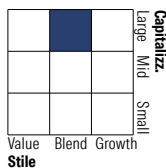


Portafoglio 31/03/2026

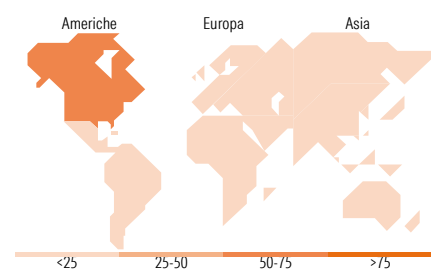



Morningstar Style Box®

Stile Azionario



Reddito Fisso



Titoli principali

Nome	Settore	%
Pictet-Multi Asset Global...	-	9,46
NVIDIA Corp		2,69
Apple Inc		2,40
Microsoft Corp		2,05
Italy (Republic Of) 0.95%	-	1,98
France (Republic Of) 4%	-	1,83
Germany (Federal Republic...	-	1,76
France (Republic Of) 2.75%	-	1,74
Germany (Federal Republic...	-	1,68
France (Republic Of) 5.75%	-	1,66
% Primi 10 Titoli sul Patrimonio		27,24
Numero Complessivo di Titoli Azionari		201
Numero Complessivo di Titoli Obbligazionari		30

Distribuzione Settoriale %

	Fondo
Ciclico	28,81
Sensibile	47,77
Difensivo	23,42

Fixed Income Sector Weightings %

	Fondo
Governativo	95,55
Societario	5,52
Cartolarizzazioni	0,01
Enti Locali	0,00
Liquidità ed equivalenti	-0,03
Derivati	-1,05

Ripartizione Geografica %

	Fondo
America	73,09
Stati Uniti	72,44
Canada	0,60
America Latina e Centrale	0,05
Europa	19,78
Regno Unito	5,36
Europa Occidentale - Euro	9,21
Europa Occidentale - Non Euro	5,19
Europa dell'Est	0,00
Africa	0,00
Medio Oriente	0,01
Asia	7,13
Giappone	3,24
Australasia	0,21
Asia - Paesi Sviluppati	2,66
Asia - Emergente	1,02

Anagrafica

Società di Gestione	UniCredit Invest Lux S.A.	Patrimonio Classe (Mln)	222,36 EUR	Investimento Min. Ingresso	100 EUR
Telefono	-	(06/05/2026)	-	Investimento Min. Successivo	-
Web	-	Domicilio	LUSSEMBURGO	T.E.R.	-
Data di Partenza	30/06/2023	Valuta del Fondo	EUR	Spese correnti	-
Nome del Gestore	-	UCITS	Si	Commissione di incentivo	-
Data Inizio Gestione	-	Inc/Acc	Acc		

onemarkets Pictet Global Opportunities Allocation Fund C EUR Inc

NAV ^(07/05/2026)

EUR 118,70

ISIN

LU2595023222

Patrimonio Netto (Mln)

1.431,14 EUR

(31/03/2026)