

# onemarkets Pictet Global Opportunities Allocation Fund UD EUR Inc

## Categoria Morningstar™

Bilanciati Flessibili EUR - Globali

## Benchmark Morningstar

Morningstar Euro Moderate Global Target Allocation NR EUR  
Usato nel Report

## Benchmark Dichiarato

N/A

## Morningstar Rating™

Senza rating

### Obiettivo d'Investimento Dichiarato

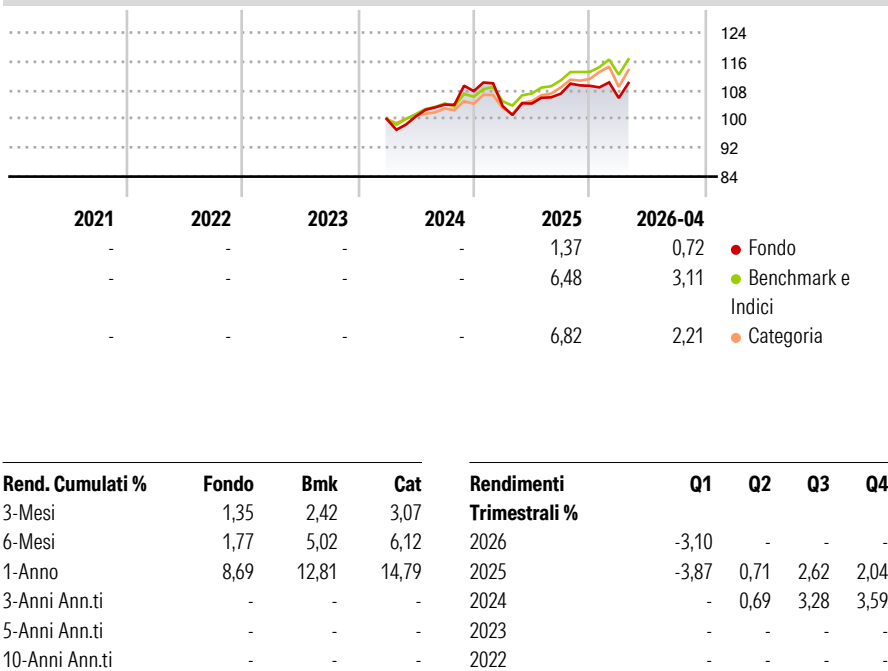
The Sub-Fund is actively managed. The investment objective is to achieve medium term capital growth mainly through the direct investment in equities and investment grade fixed income bonds of issuers from OECD countries or indirectly through and investments in shares/units in UCITS. The Sub-Fund combines a thematic approach and a quantitative equity selection approach within a multi-asset allocation strategy, unrelated to benchmark constraints. Both thematic and quantitative approaches to equity selection are based on a fundamental analysis of companies, even though they use different drivers. The combination of the two approaches is an efficient solution to ensure a more stable long-term performance. The target direct exposure to equities...

### Misure di Rischio


3Y Alpha	-	3Y Sharpe Ratio	-
3Y Beta	-	3Y Std Dev	-
3Y R-Squared	-	3Y Risk	-
3Y Info Ratio	-	5Y Risk	-
3Y Tracking Error	-	10Y Risk	-

Basati su Morningstar Euro Moderate Global Target Allocation NR EUR (dove applicabile)

### Rendimenti

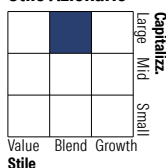


### Portafoglio 31/03/2026

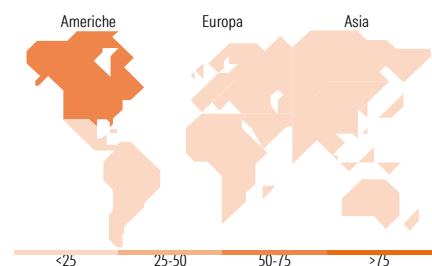



### Morningstar Style Box®

#### Stile Azionario



#### Reddito Fisso



### Titoli principali

Nome	Settore	%
Pictet-Multi Asset Global...	-	9,46
NVIDIA Corp		2,69
Apple Inc		2,40
Microsoft Corp		2,05
Italy (Republic Of) 0.95%	-	1,98
France (Republic Of) 4%	-	1,83
Germany (Federal Republic...	-	1,76
France (Republic Of) 2.75%	-	1,74
Germany (Federal Republic...	-	1,68
France (Republic Of) 5.75%	-	1,66
% Primi 10 Titoli sul Patrimonio		27,24
Numero Complessivo di Titoli Azionari		201
Numero Complessivo di Titoli Obbligazionari		30

### Distribuzione Settoriale %

	Fondo
Ciclico	28,81
Sensibile	47,77
Difensivo	23,42

### Fixed Income Sector Weightings %

	Fondo
Governativo	95,55
Societario	5,52
Cartolarizzazioni	0,01
Enti Locali	0,00
Liquidità ed equivalenti	-0,03
Derivati	-1,05

### Ripartizione Geografica %

	Fondo
<b>America</b>	<b>73,09</b>
Stati Uniti	72,44
Canada	0,60
America Latina e Centrale	0,05
<b>Europa</b>	<b>19,78</b>
Regno Unito	5,36
Europa Occidentale - Euro	9,21
Europa Occidentale - Non Euro	5,19
Europa dell'Est	0,00
Africa	0,00
Medio Oriente	0,01
<b>Asia</b>	<b>7,13</b>
Giappone	3,24
Australasia	0,21
Asia - Paesi Sviluppati	2,66
Asia - Emergente	1,02

### Anagrafica

Società di Gestione	UniCredit Invest Lux S.A.	Patrimonio Classe (Mln)	0,11 EUR	Investimento Min. Ingresso	100 EUR
Telefono	-	(06/05/2026)	-	Investimento Min. Successivo	-
Web	-	Domicilio	LUSSEMBURGO	T.E.R.	-
Data di Partenza	12/03/2024	Valuta del Fondo	EUR	Spese correnti	-
Nome del Gestore	-	UCITS	Si	Commissione di incentivo	-
Data Inizio Gestione	-	Inc/Acc	Inc		

# onemarkets Pictet Global Opportunities Allocation Fund UD EUR Inc

NAV <sup>(07/05/2026)</sup>

EUR 109,65

ISIN

LU2595010088

Patrimonio Netto (Mln)

1.431,14 EUR

(31/03/2026)