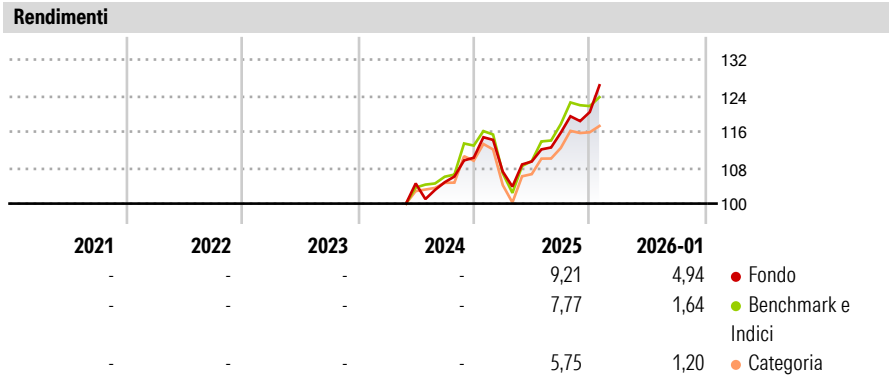


DWS Concept DJE Globale Aktien TFD

Categoria Morningstar™	Benchmark Morningstar	Benchmark Dichiarato	Morningstar Rating™
Azionari Internazionali Large Cap Blend	Morningstar Global Target Market Exposure NR USD Usato nel Report	Not Benchmarked	Senza rating

Obiettivo d'Investimento Dichiarato

The fund is invested in national and international equities as well as in options on these equities. The portfolio breakdown is a reflection of our evaluation of future prospects of countries and sectors. The fund management aims at taking advantage of the return- and growth prospects, offered through this.



Misure di Rischio

3Y Alpha	-	3Y Sharpe Ratio	-
3Y Beta	-	3Y Std Dev	-
3Y R-Squared	-	3Y Risk	-
3Y Info Ratio	-	5Y Risk	-
3Y Tracking Error	-	10Y Risk	-

Basati su Morningstar Global Target Market Exposure NR USD (dove applicabile)

Rend. Cumulati %	Fondo	Bmk	Cat	Rendimenti Trimestrali %	Q1	Q2	Q3	Q4
3-Mesi	7,67	2,79	2,26	2026	-	-	-	-
6-Mesi	12,04	8,76	6,31	2025	-2,79	2,08	5,86	3,96
1-Anno	8,70	6,08	2,50	2024	-	-	0,26	5,19
3-Anni Ann.ti	-	-	-	2023	-	-	-	-
5-Anni Ann.ti	-	-	-	2022	-	-	-	-
10-Anni Ann.ti	-	-	-					

Rendimenti aggiornati al 16/02/2026

Portafoglio 31/12/2025



Value

Blend

Growth

Small

Mid

Large

Value

Blend

Growth

Small

Mid

Large

Value

Blend

Growth

Small

Mid

Large

Value

Blend

Growth

Small

Mid

Large

Value

Blend

Growth

Small

Mid

Large

Value

Blend

Growth

Small

Mid

Large

Value

Blend

Growth

Small

Mid

Large

Value

Blend

Growth

Small

Mid

Large

Value

Blend

Growth

Small

Mid

Large

Value

Blend

Growth

Small

Mid

Large

Value

Blend

Growth

Small

Mid

Large

Value

Blend

Growth

Small

Mid

Large

Value

Blend

Growth

Small

Mid

Large

Value

Blend

Growth

Small

Mid

Large

Value

Blend

Growth

Small

Mid

Large

Value

Blend

Growth

Small

Mid

Large

Value

Blend

Growth

Small

Mid

Large

Value

Blend

Growth

Small

Mid

Large

Value

Blend

Growth

Small

Mid

Large

Value

Blend

Growth

Small

Mid

Large

Value

Blend

Growth

Small

Mid

Large

Value

Blend

Growth

Small

Mid

Large

Value

Blend

Growth

Small

Mid

Large

Value

Blend

Growth

Small

Mid

Large

Value

Blend

Growth

Small

Mid

Large

Value

Blend

Growth

Small

Mid

Large

Value

Blend

Growth

Small

Mid

Large

Value

Blend

Growth

Small

Mid

Large

Value

Blend

Growth

Small

Mid

Large

Value

Blend

Growth

Small

Mid

Large

Value

Blend

Growth

Small

Mid

Large

Value

Blend

Growth

Small

Mid

Large

Value

Blend

Growth

Small

Mid

Large

Value

Blend

Growth

Small

Mid

Large

Value

Blend

Growth

Small

Mid

Large

Value

Blend

Growth

Small

Mid

Large

Value

Blend

Growth

Small

Mid

Large

Value

Blend

Growth

Small

Mid

Large

Value

Blend

Growth

Small

Mid

Large

Value

Blend

Growth

Small

Mid

Large

Value

Blend

Growth

Small















Mid

Large



Titoli principali

Nome	Settore	%
Taiwan Semiconductor...	3,29	
Eli Lilly and Co	3,21	
Holcim Ltd	3,11	
DBS Group Holdings Ltd	2,26	
Amazon.com Inc	2,17	
Alphabet Inc Class C	2,06	
NVIDIA Corp	1,98	
TIJX Companies Inc	1,95	
Great Eagle Holdings Ltd	1,94	
ASML Holding NV	1,91	
% Primi 10 Titoli sul Patrimonio	23,88	
Numero Complessivo di Titoli Azionari	121	
Numero Complessivo di Titoli Obbligazionari	0	

Distribuzione Settoriale %		Fondo
	Ciclico	43,83
	Materie Prime	11,60
	Beni di Consumo Ciclici	10,88
	Finanza	19,20
	Immobiliare	2,15
	Sensibile	39,30
	Telecomunicazioni	6,70
	Energia	2,71
	Beni Industriali	6,42
	Tecnologia	23,48
	Difensivo	16,87
	Beni Difensivi	4,51
	Salute	10,80
	Servizi di Pubblica Utilità	1,56

Ripartizione Geografica %	Fondo
America	42,93
Stati Uniti	41,06
Canada	1,35
America Latina e Centrale	0,52
Europa	34,54
Regno Unito	4,73
Europa Occidentale - Euro	20,19
Europa Occidentale - Non Euro	8,15
Europa dell'Est	0,00
Africa	1,47
Medio Oriente	0,00
Asia	22,53
Giappone	3,97
Australasia	0,00
Asia - Paesi Sviluppati	13,75
Asia - Emergente	4,81

Anagrafica

Società di Gestione	DWS Investment GmbH	Patrimonio Classe (Mln)	62,01 EUR	Investimento Min. Ingresso	-
Telefono	-	(16/02/2026)	-	Investimento Min. Successivo	-
Web	www.dws.de	Domicilio	GERMANIA	T.E.R.	0,70%
Data di Partenza	14/05/2024	Valuta del Fondo	EUR	Spese correnti	-
Nome del Gestore	-	UCITS	Si	Commissione di incentivo	-
Data Inizio Gestione	02/01/2012	Inc/Acc	Inc		
NAV (16/02/2026)	EUR 125,85	ISIN	DE000DWS3LV4		
Patrimonio Netto (Mln)	623,45 EUR				

(31/12/2025)