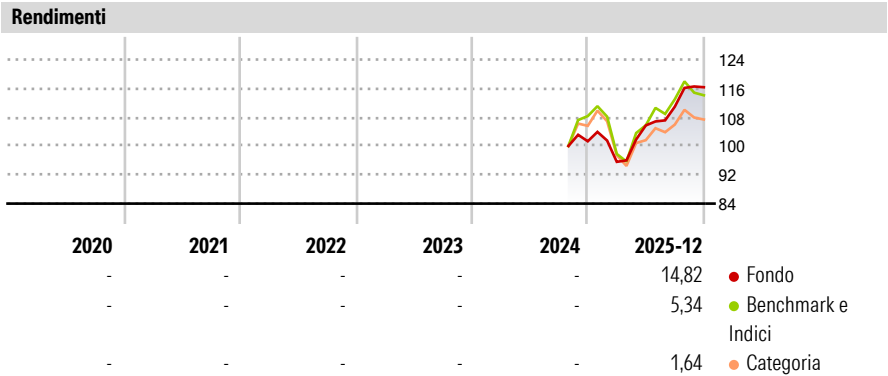


Capital Group Future Generations Global Opportunities Fund (LUX) Bdh-EUR

| | | | |
|--|--|-----------------------------|----------------------------|
| Categoria Morningstar™ | Benchmark Morningstar | Benchmark Dichiarato | Morningstar Rating™ |
| Azionari Internazionali Large Cap Growth | Morningstar Global Growth Target Market Exposure NR USD Usato nel Report | MSCI ACWI NR USD | Senza rating |

Obiettivo d'Investimento Dichiarato

The Fund seeks to provide long-term growth of capital by investing mainly in Equities issued by companies worldwide, which in the Investment Adviser's opinion contribute positively to environmental and social objectives through their current or future products and/or services.



Misure di Rischio

| | | | |
|-------------------|---|-----------------|---|
| 3Y Alpha | - | 3Y Sharpe Ratio | - |
| 3Y Beta | - | 3Y Std Dev | - |
| 3Y R-Squared | - | 3Y Risk | - |
| 3Y Info Ratio | - | 5Y Risk | - |
| 3Y Tracking Error | - | 10Y Risk | - |

Basati su Morningstar Global Growth Target Market Exposure NR USD (dove applicabile)

| Rend. Cumulati % | Fondo | Bmk | Cat |
|------------------|-------|-------|-------|
| 3-Mesi | 2,75 | -2,46 | -2,06 |
| 6-Mesi | 11,27 | 4,03 | 2,27 |
| 1-Anno | 14,79 | 3,58 | -1,92 |
| 3-Anni Ann.ti | - | - | - |
| 5-Anni Ann.ti | - | - | - |
| 10-Anni Ann.ti | - | - | - |

Rendimenti aggiornati al 30/01/2026

| Rendimenti Trimestrali % | Q1 | Q2 | Q3 | Q4 |
|--------------------------|-------|-------|------|------|
| 2026 | - | - | - | - |
| 2025 | -5,63 | 10,58 | 4,92 | 4,87 |
| 2024 | - | - | - | - |
| 2023 | - | - | - | - |
| 2022 | - | - | - | - |

Portafoglio 31/12/2025



Value

Blend

Growth

Small

Mid

Large

Value

Blend

Growth

Small

Mid

Large

Value

Blend

Growth

Small

Mid

Large

Value

Blend

Growth

Small

Mid

Large

Value

Blend

Growth

Small

Mid

Large

Value

Blend

Growth

Small

Mid

Large

Value

Blend

Growth

Small

Mid

Large

Value

Blend

Growth

Small

Mid

Large

Value

Blend

Growth

Small

Mid

Large

Value

Blend

Growth

Small

Mid

Large

Value

Blend

Growth

Small

Mid

Large

Value

Blend

Growth

Small

Mid

Large

Value

Blend

Growth

Small

Mid

Large

Value

Blend

Growth

Small

Mid

Large

Value

Blend

Growth

Small

Mid

Large

Value

Blend

Growth

Small

Mid

Large

Value

Blend

Growth

Small

Mid

Large

Value

Blend

Growth

Small

Mid

Large

Value

Blend

Growth

Small

Mid

Large

Value

Blend

Growth

Small

Mid

Large

Value

Blend

Growth

Small

Mid

Large

Value

Blend

Growth

Small

Mid

Large

Value

Blend

Growth

Small

Mid

Large

Value

Blend

Growth

Small

Mid

Large

Value

Blend

Growth

Small

Mid

Large

Value

Blend

Growth

Small

Mid

Large

Value

Blend

Growth

Small

Mid

Large

Value

Blend

Growth

Small

Mid

Large

Value

Blend

Growth

Small

Mid

Large

Value

Blend

Growth

Small

Mid

Large

Value

Blend

Growth

Small

Mid

Large

Value

Blend

Growth

Small

Mid

Large

Value

Blend

Growth

Small

Mid

Large

Value

Blend

Growth

Small

Mid

Large

Value

Blend

Growth

Small

Mid

Large

Value

Blend

Growth

Small

Mid

Large

Value

Blend

Growth

Small

Mid

Large

Value

Blend

Growth

Small

Mid

Large

Value

Blend

Growth

Small

Mid

Large

Value

Blend

Growth

Small

Mid

Large

Value

Blend

Growth

Small

Mid

Large

Value

Blend

Growth

Small

Mid

Large

Value

Blend

Growth

Small

Mid

Large

Value

Blend

Growth

Small

Mid

Large

Value

Blend

Growth

Small

Mid

Large

Value

Blend

Growth

Small

Mid

Large

Value

Blend

Growth

Small

Mid

Large

Value

Blend

Growth

Small

Mid

Large

Value

Blend

Growth

Small

Mid

Large

Value

Blend

Growth

Small

Mid

Large

Value

Blend

Growth

Small

Mid

Large

Value

Blend

Growth

Small

Mid

Large

Value

Blend

Growth

Small

Mid

Large

Value

Blend

Growth

Small

Mid

Large

Value

Blend

Growth

Small

Mid

Large

Value

Blend

Growth

Small

Mid

Large

Value

Blend

Growth

Small

Mid

Large

Value

Blend

Growth

Small

Mid

Large

Value

Blend

Growth

Small

Mid

Large

Value

Blend

Growth

Small

Mid

Large

Value

Blend

Growth

Small

Mid

Large

Value

Blend

Growth

Small

Mid

Large

Value

Blend

Growth

Small

Mid

Large

Value

Blend

Growth

Small

Mid

Large

Value

Blend

Growth

Small

Mid

Large

Value

Blend

Growth

Small

Mid

Large

Value

Blend

Growth

Small

Mid

Large

Value

Blend

Growth

Small

Mid

Large

Value

Blend

Growth

Small

Mid

Large

Value

Blend

Growth

Small

Mid

Large

Value

Blend

Growth

Small

Mid

Large

Value

Blend

Growth

Small

Mid

Large

Value

Blend

Growth

Small

Mid

Large

Value

Blend

Growth

Small

Mid

Large

Value

Blend

Growth

Small

Mid

Large

Value

Blend

Growth

Small

Mid

Large

Value

Blend

Growth

Small

Mid

Large

Value

Blend

Growth

Small

Mid

Large

Value

Blend

Growth

Small

Mid

Large

Value

Blend

Growth

Small

Mid

Large

Value

Blend

Growth

Small

Mid

Large

Value

Blend

Growth

Small

Mid

Large

Value

Blend

Growth

Small

Mid

Large

Value

Blend

Growth

Small

Mid

Large

Value

Blend

Growth

Small

Mid

Large

Value

Blend

Growth

Small

Mid

Large

Value

Blend

Growth

Small

Mid

Large

Value

Blend

Growth

Small

Mid

Large

Value

Blend

Growth

Small

Mid

Large

Value

Blend

Growth

Small

Mid

Large

Value

Blend

Growth

Small

Mid

Large

Value

Blend

Growth

Small

Mid

Large

Value

Blend

Growth

Small

Mid

Large

Value

Blend

Growth

Small

Mid

Large

Value

Blend

Growth

Small

Mid

Large

Value

Blend

Growth

Small

Mid

Large

Value

Blend

Growth

Small

Mid

Large

Value

Blend

Growth

Small

Mid

Large

Value

Blend

Growth

Small

Mid

Large

Value

Blend

Growth

Small

Mid

Large

Value

Blend

Growth

Small

Mid

Large

Value

Blend

Growth

Small

Mid

Large

Value

Blend

Growth

Small

Mid

Large

Value

Blend

Growth

Small

Mid

Large

Value

Blend

Growth

Small

Mid

Large

Value

Blend

Growth

Small

Mid

Large

Value

Blend

Growth

Small

Mid

Large

Value

Blend

Growth

Small

Mid

Large

Value

Blend

Growth

Small

Mid

Large

Value

Blend

Growth

Small

Mid

Large

Value

Blend

Growth

Small

Mid

Large

Value

Blend

Growth

Small

Mid

Large

Value

Blend

Growth

Small

Mid

Large

Value

Blend

Growth

Small

Mid

Large

Value

Blend

Growth

Small

Mid

Large

Value

Blend

Growth

Small

Mid

Large

Value

Blend

Growth

Small

Mid

Large

Value

Blend

Growth

Small

Mid

Large

Value

Blend

Growth

Small

Mid

Large

Value

Blend

Growth

Small

Mid

Large

Value

Blend

Growth

Small

Mid

Large

Value

Blend

Growth

Small

Mid

Large

Value

Blend

Growth

Small

Mid

Large

Value

Blend

Growth

Small

Mid

Large

Value

Blend

Growth

Small

Mid

Large

Value

Blend

Growth

Small

Mid

Large

Value

Blend

Growth

Small

Mid

Large

Value

Blend

Growth

Small

Mid

Large

Value

Blend

Growth

Small

Mid

Large

Value

Blend

Growth

Small

Mid

Large

Value

Blend

Growth

Small

Mid

Large

Value

Blend

Growth

Small

Mid

Large

Value

Blend

Growth

Small

Mid

Large

Value

Blend

Growth

Small

Mid

Large

Value

Blend

Growth

Small

Mid

Large

Value

Blend

Growth

Small

Mid

Large

Value

Blend

Growth

Small

Mid

Large

Value

Blend

Growth

Small

Mid

Large

Value

Blend

Growth

Small

Mid

Large

Value

Blend

Growth

Small

Mid

Large

Value

Blend

Growth

Small

Mid

Large

Value

Blend

Growth

Small

Mid

Large

Value

Blend

Growth

Small

Mid

Large

Value

Blend

Growth

Small

Mid

Large

Value

Blend

Growth

Small

Mid

Large

Value

Blend

Growth

Small

Mid

Large

Value

Blend

Growth

Small

Mid

Large

Value

Blend

Growth

Small

Mid

Large

Value

Blend

Growth

Small

Mid

Large

Value

Blend

Growth

Small

Mid

Large

Value

Blend

Growth

Small

Mid

Large

Value

Blend

Growth

Small

Mid

Large

Value

Blend

Growth

Small

Mid

Large

Value

Blend

Growth

Small

Mid

Large

Value

Blend

Growth

Small

Mid

Large

Value

Blend

Growth

Small

Mid

Large

Value

Blend

Growth

Small

Mid

Large

Value

Blend

Growth

Small

Mid

Large

Value

Blend

Growth

Small

Mid

Large

Value

Blend

Growth

Small

Mid

Large

Value

Blend

Growth

Small

Mid

Large

Value

Blend

Growth

Small

Mid

Large

Value

Blend

Growth

Small

Mid

Large

Value

Blend

Growth

Small

Mid

Large

Value

Blend

Growth

Small

Mid

Large

Value

Blend

Growth

Small

Mid

Large

Value

Blend

Growth

Small

Mid

Large

Value

Blend

Growth

Small

Mid

Large

Value

Blend

Growth

Small

Mid

Large

Value

Blend

Growth

Small

Mid

Large

Value

Blend

Growth

Small

Mid

Large

Value

Blend

Growth

Small

Mid

Large

Value

Blend

Growth

Small

Mid

Large

Value

Blend

Growth

Small

Mid

Large

Value

Blend

Growth

Small

Mid

Large

Value

Blend

Growth

Small

Mid

Large

Value

Blend

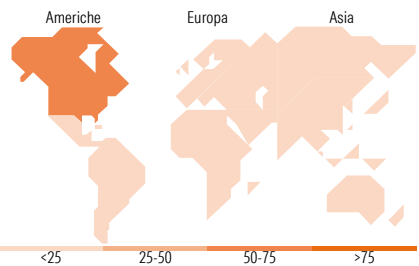
Growth

Small

Mid















Large

</



Titoli principali

| Nome | Settore | % |
|---|----------------|-------|
| Microsoft Corp | Software | 6,45 |
| Broadcom Inc | Semiconduttori | 5,98 |
| NVIDIA Corp | Semiconduttori | 5,48 |
| Taiwan Semiconductor... | Semiconduttori | 3,87 |
| Alphabet Inc Class C | Internet | 3,76 |
| Shopify Inc Registered Shs... | E-commerce | 2,46 |
| Visa Inc Class A | Finanza | 2,44 |
| Micron Technology Inc | Semiconduttori | 2,34 |
| MercadoLibre Inc | E-commerce | 2,21 |
| SK Hynix Inc | Semiconduttori | 2,15 |
| % Primi 10 Titoli sul Patrimonio | | 37,13 |
| Numero Complessivo di Titoli Azionari | | 201 |
| Numero Complessivo di Titoli Obbligazionari | | 0 |

| Distribuzione Settoriale % | | Fondo |
|---|-----------------------------|--------------|
|  | Ciclico | 20,60 |
|  | Materie Prime | 2,41 |
|  | Beni di Consumo Ciclici | 3,18 |
|  | Finanza | 13,59 |
|  | Immobiliare | 1,42 |
|  | Sensibile | 60,85 |
|  | Telecomunicazioni | 7,49 |
|  | Energia | - |
|  | Beni Industriali | 12,11 |
|  | Tecnologia | 41,26 |
|  | Difensivo | 18,55 |
|  | Beni Difensivi | 2,79 |
|  | Salute | 11,44 |
|  | Servizi di Pubblica Utilità | 4,31 |

| Ripartizione Geografica % | Fondo |
|-------------------------------|--------------|
| America | 64,87 |
| Stati Uniti | 58,26 |
| Canada | 3,76 |
| America Latina e Centrale | 2,85 |
| Europa | 17,29 |
| Regno Unito | 3,03 |
| Europa Occidentale - Euro | 9,66 |
| Europa Occidentale - Non Euro | 3,84 |
| Europa dell'Est | 0,00 |
| Africa | 0,73 |
| Medio Oriente | 0,03 |
| Asia | 17,84 |
| Giappone | 4,22 |
| Australasia | 0,18 |
| Asia - Paesi Sviluppati | 9,63 |
| Asia - Emergente | 3,80 |

Anagrafica

| | | | | | |
|---------------------|--|-------------------------|--------------|------------------------------|-------|
| Società di Gestione | Capital International Management Company Sàrl | Patrimonio Classe (Mln) | 0,11 EUR | Investimento Min. Ingresso | - |
| | | (30/01/2026) | | Investimento Min. Successivo | - |
| | | Domicilio | LUSSEMBURGO | T.E.R. | 1,65% |
| Telefono | - | Valuta del Fondo | EUR | Spese correnti | - |
| Web | - | UCITS | Si | Commissione di incentivo | - |
| Data di Partenza | 28/10/2024 | Inc/Acc | Inc | | |
| Nome del Gestore | Emme Kozloff Julian Abdey Tomoko Fortune | ISIN | LU2847660672 | | |

Capital Group Future Generations Global Opportunities Fund (LUX) Bdh-EUR

| | |
|---|------------|
| Data Inizio Gestione | 27/02/2024 |
| NAV <small>(30/01/2026)</small> | EUR 11,95 |
| Patrimonio Netto (Mln) <small>(31/12/2025)</small> | 517,05 USD |