

Morgan Stanley Investment Funds - Global Brands Horizon 2029 Z

Categoria Morningstar™

Bilanciati Altro

Benchmark Morningstar

Not Categorized
Usato nel Report

Benchmark Dichiarato

N/A

Morningstar Rating™

Senza rating

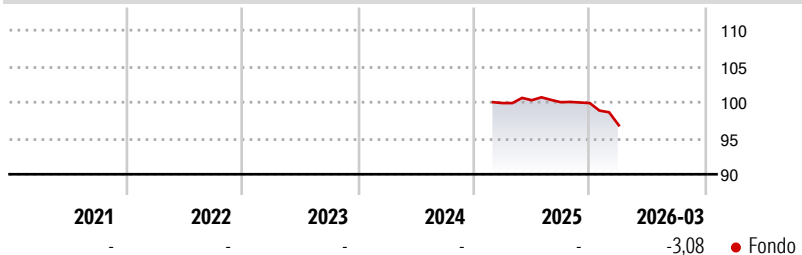
Obiettivo d'Investimento Dichiarato

The Fund's investment objective is to increase the value of your investment through a combination of income and growth of capital (total return). The fund invests at least 70% of total net assets in bonds or in equities. Specifically, these bonds will consist of government bonds issued by European countries such as Italy and may be of any credit quality. Some of these investments may be below investment grade (high yield bonds) up to 20%. The fund will not invest in distressed securities. The equities will be of companies in the world's developed countries. The fund may invest up to 30% of total net assets in bonds and equities not meeting the criteria of the fund's primary investments, such as equities of companies located in emerging...

Misure di Rischio

| | | | |
|-------------------|---|-----------------|---|
| 3Y Alpha | - | 3Y Sharpe Ratio | - |
| 3Y Beta | - | 3Y Std Dev | - |
| 3Y R-Squared | - | 3Y Risk | - |
| 3Y Info Ratio | - | 5Y Risk | - |
| 3Y Tracking Error | - | 10Y Risk | - |

Rendimenti

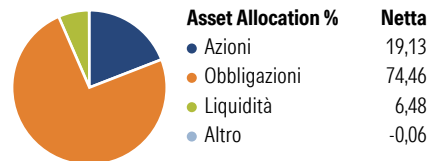


| Rend. Cumulati % | Fondo |
|------------------|-------|
| 3-Mesi | -2,92 |
| 6-Mesi | -2,99 |
| 1-Anno | -1,98 |
| 3-Anni Ann.ti | - |
| 5-Anni Ann.ti | - |
| 10-Anni Ann.ti | - |

Rendimenti aggiornati al 07/04/2026

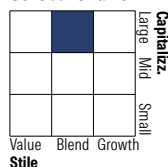
| Rendimenti Trimestrali % | Q1 | Q2 | Q3 | Q4 |
|--------------------------|-------|------|-------|-------|
| 2026 | -3,08 | - | - | - |
| 2025 | - | 0,40 | -0,28 | -0,12 |
| 2024 | - | - | - | - |
| 2023 | - | - | - | - |
| 2022 | - | - | - | - |

Portafoglio 31/12/2025

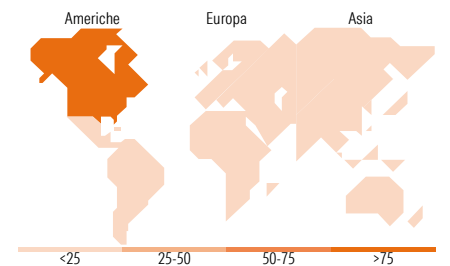



Morningstar Style Box®

Stile Azionario



Reddito Fisso



Titoli principali

| Nome | Settore | % |
|---|---------|-------|
| Italy (Republic Of) 4.1% | — | 6,21 |
| Italy (Republic Of) 2.8% | — | 6,21 |
| Italy (Republic Of) 3.8% | — | 6,21 |
| Italy (Republic Of) 0.5% | — | 6,21 |
| Italy (Republic Of) 0.25% | — | 6,21 |
| Italy (Republic Of) 2.7% | — | 6,20 |
| Italy (Republic Of) 3.45% | — | 6,20 |
| Italy (Republic Of) 2.2% | — | 6,20 |
| Italy (Republic Of) 2.95% | — | 6,20 |
| Italy (Republic Of) 7.25% | — | 6,20 |
| % Primi 10 Titoli sul Patrimonio | | 62,06 |
| Numero Complessivo di Titoli Azionari | | 31 |
| Numero Complessivo di Titoli Obbligazionari | | 13 |

Distribuzione Settoriale %

| | Fondo |
|-----------|-------|
| Ciclico | 30,54 |
| Sensibile | 43,24 |
| Difensivo | 26,22 |

Fixed Income Sector Weightings %

| | Fondo |
|--------------------------|-------|
| Governativo | 92,00 |
| Societario | 0,00 |
| Cartolarizzazioni | 0,00 |
| Enti Locali | 0,00 |
| Liquidità ed equivalenti | 8,00 |
| Derivati | 0,00 |

Ripartizione Geografica %

| | Fondo |
|-------------------------------|--------------|
| America | 79,37 |
| Stati Uniti | 79,37 |
| Canada | 0,00 |
| America Latina e Centrale | 0,00 |
| Europa | 20,63 |
| Regno Unito | 9,47 |
| Europa Occidentale - Euro | 11,16 |
| Europa Occidentale - Non Euro | 0,00 |
| Europa dell'Est | 0,00 |
| Africa | 0,00 |
| Medio Oriente | 0,00 |
| Asia | 0,00 |
| Giappone | 0,00 |
| Australasia | 0,00 |
| Asia - Paesi Sviluppati | 0,00 |
| Asia - Emergente | 0,00 |

Anagrafica

| | | | | | |
|----------------------|--|-------------------------|--------------|------------------------------|---|
| Società di Gestione | MSIM Fund Management (Ireland) Limited | Patrimonio Classe (Mln) | 0,10 EUR | Investimento Min. Ingresso | - |
| Telefono | - | Domicilio | LUSSEMBURGO | Investimento Min. Successivo | - |
| Web | www.morganstanley.com/im | Valuta del Fondo | EUR | T.E.R. | - |
| Data di Partenza | 28/02/2025 | UCITS | Si | Spese correnti | - |
| Nome del Gestore | - | Inc/Acc | Acc | Commissione di incentivo | - |
| Data Inizio Gestione | - | ISIN | LU2985210678 | | |

Morgan Stanley Investment Funds - Global Brands Horizon 2029 Z

NAV (07/04/2026)

EUR 24,31

Patrimonio Netto (Mln)

336,57 EUR

(31/12/2025)