

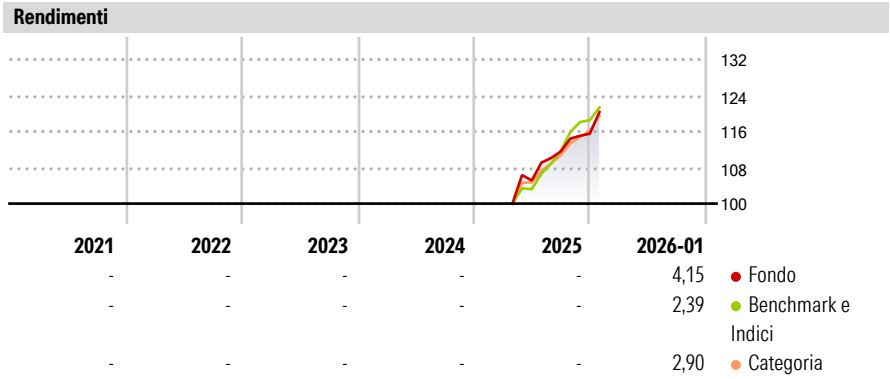
MFS Meridian Funds - Contrarian Capital Fund IF1 EUR

| | | | |
|---|---|-----------------------------|----------------------------|
| Categoria Morningstar™ | Benchmark Morningstar | Benchmark Dichiarato | Morningstar Rating™ |
| Azionari Internazionali Large Cap Value | Morningstar Global Value Target Market Exposure NR USD Usato nel Report | MSCI World Value NR USD | Senza rating |

Obiettivo d'Investimento Dichiarato

The Fund's investment objective is to seek capital appreciation measured in U.S. Dollars. The Fund invests primarily in equity securities. The Fund focuses its investments in developed market equity securities, but may also invest in emerging market equity securities. The Fund focuses its investments in companies whose shares the Investment Manager believes are priced at a significant discount to their intrinsic value, which may be due to adverse market sentiment, a restructuring or other issuer-specific challenges. The Fund may also invest up to 10% in cash-equivalents (defined as bank deposits, money market instruments, units of money market funds and reverse repurchase transactions), based on the Investment Manager's view of the...


| Misure di Rischio | | | |
|---|---|-----------------|---|
| 3Y Alpha | - | 3Y Sharpe Ratio | - |
| 3Y Beta | - | 3Y Std Dev | - |
| 3Y R-Squared | - | 3Y Risk | - |
| 3Y Info Ratio | - | 5Y Risk | - |
| 3Y Tracking Error | - | 10Y Risk | - |
| Basati su Morningstar Global Value Target Market Exposure NR USD (dove applicabile) | | | |



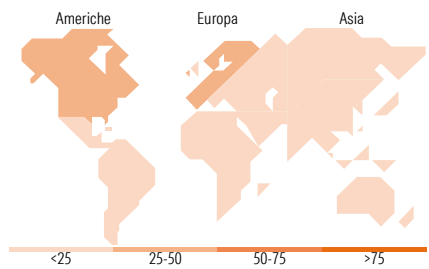
| Rend. Cumulati % | Fondo | Bmk | Cat | Rendimenti Trimestrali % | Q1 | Q2 | Q3 | Q4 |
|------------------|-------|-------|-------|--------------------------|----|----|------|------|
| 3-Mesi | 10,72 | 6,84 | 8,21 | 2026 | - | - | - | - |
| 6-Mesi | 13,78 | 15,05 | 13,56 | 2025 | - | - | 6,14 | 3,54 |
| 1-Anno | - | - | - | 2024 | - | - | - | - |
| 3-Anni Ann.ti | - | - | - | 2023 | - | - | - | - |
| 5-Anni Ann.ti | - | - | - | 2022 | - | - | - | - |
| 10-Anni Ann.ti | - | - | - | | | | | |

Rendimenti aggiornati al 16/02/2026

Portafoglio 31/01/2026



| Style Box Azionaria | | | Mkt Cap % | Fondo | | | | | | | | | | | | | | | |
|---|-------|--------|-----------------------------------|-----------|--|--|--|--|--|--|--|--|--|--|--|--|--|-------|-------|
| <table><tr><td></td><td></td><td></td></tr><tr><td></td><td></td><td></td></tr><tr><td></td><td></td><td></td></tr><tr><td></td><td></td><td></td></tr><tr><td></td><td></td><td></td></tr></table> | | | | | | | | | | | | | | | | | | Giant | 20,49 |
| | | | | | | | | | | | | | | | | | | | |
| | | | | | | | | | | | | | | | | | | | |
| | | | | | | | | | | | | | | | | | | | |
| | | | | | | | | | | | | | | | | | | | |
| | | | | | | | | | | | | | | | | | | | |
| | | | Large | 42,38 | | | | | | | | | | | | | | | |
| | | | Medium | 24,18 | | | | | | | | | | | | | | | |
| | | | Small | 12,94 | | | | | | | | | | | | | | | |
| | | | Micro | 0,00 | | | | | | | | | | | | | | | |
| Value | Blend | Growth | | | | | | | | | | | | | | | | | |
| Style | | | | | | | | | | | | | | | | | | | |
| | | | Capitalizzazione media di mercato | Fondo | | | | | | | | | | | | | | | |
| | | | Ave Mkt Cap USD | 32.626,26 | | | | | | | | | | | | | | | |
| | | | | 6 | | | | | | | | | | | | | | | |



| Titoli principali | | |
|---|---------|-------|
| Nome | Settore | % |
| Davide Campari-Milano NV Az... | 🍷 | 4,73 |
| Becton Dickinson & Co | 🏥 | 4,62 |
| Deutsche Post AG | 📧 | 4,49 |
| Michelin | 🚗 | 4,45 |
| IMCD NV | 🏭 | 3,80 |
| Veolia Environnement SA | 🔧 | 3,67 |
| Canadian Pacific Kansas City... | 🚂 | 3,54 |
| Zalando SE | 👕 | 3,48 |
| Medtronic PLC | 🏥 | 3,06 |
| Anheuser-Busch InBev SA/NV | 🍺 | 3,02 |
| % Primi 10 Titoli sul Patrimonio | | 38,85 |
| Numero Complessivo di Titoli Azionari | | 34 |
| Numero Complessivo di Titoli Obbligazionari | | 0 |

| Distribuzione Settoriale % | Fondo |
|-----------------------------|--------------|
| Ciclico | 42,59 |
| Materie Prime | 11,94 |
| Beni di Consumo Ciclici | 15,49 |
| Finanza | 15,16 |
| Immobiliare | - |
| Sensibile | 20,76 |
| Telecomunicazioni | - |
| Energia | 2,92 |
| Beni Industriali | 17,83 |
| Tecnologia | - |
| Difensivo | 36,65 |
| Beni Difensivi | 16,47 |
| Salute | 17,30 |
| Servizi di Pubblica Utilità | 2,88 |

| Ripartizione Geografica % | Fondo |
|-------------------------------|--------------|
| America | 37,86 |
| Stati Uniti | 29,18 |
| Canada | 8,68 |
| America Latina e Centrale | 0,00 |
| Europa | 55,27 |
| Regno Unito | 9,19 |
| Europa Occidentale - Euro | 43,27 |
| Europa Occidentale - Non Euro | 2,80 |
| Europa dell'Est | 0,00 |
| Africa | 0,00 |
| Medio Oriente | 0,00 |
| Asia | 6,88 |
| Giappone | 4,90 |
| Australasia | 0,00 |
| Asia - Paesi Sviluppati | 1,98 |
| Asia - Emergente | 0,00 |

Anagrafica

| | | | | | |
|---------------------|---|-------------------------|-------------|------------------------------|-------|
| Società di Gestione | MFS Investment Management Company (Lux) S.à.r.l | Patrimonio Classe (Mln) | 44,73 EUR | Investimento Min. Ingresso | - |
| | | (16/02/2026) | | Investimento Min. Successivo | - |
| | | Domicilio | LUSSEMBURGO | T.E.R. | 0,50% |
| Telefono | - | Valuta del Fondo | EUR | Spese correnti | - |
| Web | - | UCITS | Si | Commissione di incentivo | - |
| Data di Partenza | 04/04/2025 | Inc/Acc | Acc | | |

MFS Meridian Funds - Contrarian Capital Fund IF1 EUR

| | | | |
|-----------------------------|------------|------|--------------|
| Nome del Gestore | - | ISIN | LU2991324802 |
| Data Inizio Gestione | 20/11/2024 | | |
| NAV ^(16/02/2026) | EUR 130,21 | | |
| Patrimonio Netto (Mln) | 267,35 USD | | |
| ^(31/01/2026) | | | |