

# Neuberger Berman Sustainable Emerging Market Debt - Hard Currency Fund USD I2

Categoria Morningstar™  
**Accumulating Class**

Benchmark Morningstar  
Morningstar Emerging Markets Sovereign  
Bond GR USD  
Usato nel Report

Benchmark Dichiarato  
JPM ESG EMBI Global Diversified TR EUR

Morningstar Rating™  
Senza rating

## Obiettivo d'Investimento Dichiarato

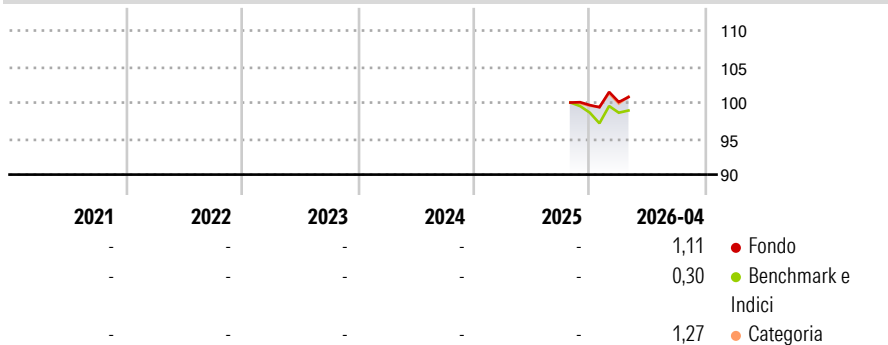
The Portfolio aims to achieve a target average return of 1-2% over the Benchmark (as specified in the "Benchmark" section below) before fees over a market cycle (typically 3 years) by investing primarily in Hard Currency-denominated debt issued in Emerging Market Countries. The Portfolio will invest primarily in debt securities and money market instruments issued by public or private issuers in Emerging Market Countries and/or countries which are part of the Benchmark which are denominated in Hard Currency. For the purposes of the Portfolio, Hard Currency is defined as US Dollar, Euro, Sterling, Japanese Yen and Swiss Franc and investors should also note that public issuers include corporate issuers that are, either directly or indirectly,...

## Misure di Rischio

3Y Alpha	-	3Y Sharpe Ratio	-
3Y Beta	-	3Y Std Dev	-
3Y R-Squared	-	3Y Risk	-
3Y Info Ratio	-	5Y Risk	-
3Y Tracking Error	-	10Y Risk	-

Basati su Morningstar Emerging Markets Sovereign Bond GR USD (dove applicabile)


## Rendimenti



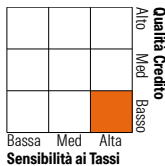
Rend. Cumulati %	Fondo	Bmk	Cat	Rendimenti Trimestrali %	Q1	Q2	Q3	Q4
3-Mesi	0,87	1,06	1,05	2026	0,42	-	-	-
6-Mesi	1,73	0,01	2,12	2025	-	-	-	-
1-Anno	-	-	-	2024	-	-	-	-
3-Anni Ann.ti	-	-	-	2023	-	-	-	-
5-Anni Ann.ti	-	-	-	2022	-	-	-	-
10-Anni Ann.ti	-	-	-					

Rendimenti aggiornati al 08/05/2026

## Portafoglio 31/03/2026



Fixed Income Style	Fondo
Box™	7,50
Duration Effettiva	11,88
Maturity effettiva	BB
Qualità Credito Media	



Credit Quality %	Fond	Credit Quality %	Fond
AAA	5,43	BBB	28,26
AA	0,22	BB	39,44
A	8,54	B	8,76
		Below B	9,00
		Not Rated	0,34

## Titoli principali

Nome	Settore	%
F/C Us 5yr Note (Cbt) Jun26	-	11,14
F/C Us Ultra Bond Cbt Jun26	-	4,84
F/C Us Long Bond(Cbt) Jun26	-	4,55
F/C Us 2yr Note (Cbt) Jun26	-	3,69
Peru (Republic Of)	-	2,05
Ivory Coast (Republic Of)	-	1,92
Argentina (Republic Of)	-	1,79
% Primi 10 Titoli sul Patrimonio		29,99
Numero Complessivo di Titoli Azionari		0
Numero Complessivo di Titoli Obbligazionari		180

Fixed Income Sector Weightings %	Fondo
🏛️ Governativo	85,59
🏢 Societario	11,70
🏠 Cartolarizzazioni	0,00
🏘️ Enti Locali	0,00
🏦 Liquidità ed equivalenti	2,34
📄 Derivati	0,38

Coupon Range %	Fondo
0 coupon	0,10
Da 0 a 4 cedole	20,37
Da 4 a 6 cedole	33,80
Da 6 a 8 cedole	37,64
Da 8 a 10 cedole	7,08
Da 10 a 12 cedole	1,00
Oltre 12 cedole	0,00

Scadenze %	Fondo
da 1 a 3	2,67
da 3 a 5	10,01
da 5 a 7	14,89
da 7 a 10	37,64
da 10 a 15	21,58
da 15 a 20	1,33
da 20 a 30	8,77
oltre 30	2,60

## Anagrafica

Società di Gestione	Neuberger Berman Asset Management Ireland Limited	Patrimonio Classe (Mln)	26,81 USD	Investimento Min. Ingresso	100.000.000 USD
Telefono	-	(08/05/2026)		Investimento Min. Successivo	-
Web	-	Domicilio	IRLANDA	T.E.R.	-
Data di Partenza	31/10/2025	Valuta del Fondo	USD	Spese correnti	0,64%
Nome del Gestore	-	UCITS	Si	Commissione di incentivo	-
Data Inizio Gestione	19/01/2022	Inc/Acc	Acc		
NAV (08/05/2026)	USD 10,32	ISIN	IE000RVRZLG3		

# Neuberger Berman Sustainable Emerging Market Debt - Hard Currency Fund USD I2

Patrimonio Netto (Mln) 854,25 USD

## Accumulating Class

---