

BlueBay Funds - BlueBay Emerging Market Aggregate Short Duration Bond Fund Q

Categoria Morningstar™
EUR
 Obbligazionari Paesi Emergenti

Benchmark Morningstar
 Morningstar Emerging Markets Sovereign
 Bond GR USD
 Usato nel Report

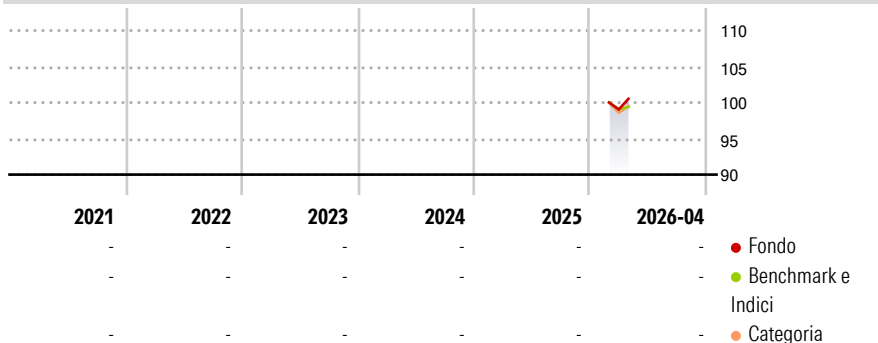
Benchmark Dichiarato
 J.P. Morgan JEMB Hard Cur Cr1-3Yr.TR USD

Morningstar Rating™
 Senza rating

Obiettivo d'Investimento Dichiarato

The Sub-Fund is actively managed and targets better returns than its benchmark, the JP Morgan Emerging Market Blend Hard Currency Credit 50-50 1-3 year Index, by investing in a portfolio of short duration fixed income securities issued by entities domiciled in Emerging Market Countries while taking into account ESG considerations. There are no restrictions on the extent to which the Sub-Fund's portfolio and performance may deviate from the ones of the benchmark. As part of the investment process, the Investment Manager has full discretion over the composition of the Sub-Fund's portfolio and may take exposure to companies, countries or sectors not included in the benchmark.

Rendimenti



Misure di Rischio


3Y Alpha	-	3Y Sharpe Ratio	-
3Y Beta	-	3Y Std Dev	-
3Y R-Squared	-	3Y Risk	-
3Y Info Ratio	-	5Y Risk	-
3Y Tracking Error	-	10Y Risk	-

Basati su Morningstar Emerging Markets Sovereign Bond GR USD (dove applicabile)

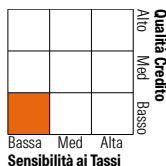
Rend. Cumulati %	Fondo	Bmk	Cat	Rendimenti	Q1	Q2	Q3	Q4
3-Mesi	1,33	1,05	1,08	2026	-	-	-	-
6-Mesi	-	-	-	2025	-	-	-	-
1-Anno	-	-	-	2024	-	-	-	-
3-Anni Ann.ti	-	-	-	2023	-	-	-	-
5-Anni Ann.ti	-	-	-	2022	-	-	-	-
10-Anni Ann.ti	-	-	-					

Rendimenti aggiornati al 07/05/2026

Portafoglio 31/03/2026



Fixed Income Style	Fondo
Box™	-
Duration Effettiva	3,12
Maturità effettiva	BB
Qualità Credito Media	



Credit Quality %	Fond	Credit Quality %	Fond
AAA	1,45	BBB	27,67
AA	5,42	BB	37,61
A	4,84	B	10,46
		Below B	12,38
		Not Rated	0,17

Titoli principali

Nome	Settore	%
2 Year Treasury Note Future...	—	14,74
United States Treasury Notes...	—	5,63
Istanbul Buyuksehir...	—	1,89
Ecopetrol S.A. 8.625%	—	1,80
Romania (Republic Of) 1.375%	—	1,80
Ecuador (Republic Of) 0%	—	1,69
SK Hynix Inc. 4.25%	—	1,64
Stillwater Mining Co. 4%	—	1,62
Panama (Republic of) 3.875%	—	1,54
Greenko Power II Limited 4.3%	—	1,46
% Primi 10 Titoli sul Patrimonio		33,80
Numero Complessivo di Titoli Azionari		1
Numero Complessivo di Titoli Obbligazionari		180

Fixed Income Sector Weightings %	Fondo
🏛️ Governativo	45,46
🏢 Societario	50,97
🏠 Cartolarizzazioni	0,00
🏘️ Enti Locali	0,00
🏦 Liquidità ed equivalenti	2,74
📄 Derivati	0,83

Coupon Range %	Fondo
0 coupon	3,45
Da 0 a 4 cedole	27,98
Da 4 a 6 cedole	32,17
Da 6 a 8 cedole	21,81
Da 8 a 10 cedole	10,64
Da 10 a 12 cedole	2,54
Oltre 12 cedole	1,41

Scadenze %	Fondo
da 1 a 3	43,91
da 3 a 5	25,84
da 5 a 7	3,10
da 7 a 10	0,71
da 10 a 15	0,00
da 15 a 20	0,00
da 20 a 30	0,00
oltre 30	0,00

Anagrafica

Società di Gestione	BlueBay Funds Management Company S.A.	Patrimonio Classe (Mln)	4,17 EUR	Investimento Min. Ingresso	-
Telefono	-	Domicilio	LUSSEMBURGO	Investimento Min. Successivo	-
Web	www.bluebayinvest.com	Valuta del Fondo	EUR	T.E.R.	0,70%
Data di Partenza	06/02/2026	UCITS	Si	Spese correnti	0,70%
Nome del Gestore	Anthony Kettle Jana Velebova Polina Kurdyavko	Inc/Acc	Acc	Commissione di incentivo	-
Data Inizio Gestione	11/07/2019	ISIN	LU3114030284		
NAV (07/05/2026)	EUR 101,33				

BlueBay Funds - BlueBay Emerging Market Aggregate Short Duration Bond Fund Q

Patrimonio Netto (Mln)

257,59 USD

EUR
