

Neuberger Berman Sustainable Emerging Market Debt - Hard Currency Fund CHF I2

Categoria Morningstar™
Accumulating Class

Benchmark Morningstar
Morningstar Emerging Markets Sovereign
Bond GR USD
Usato nel Report

Benchmark Dichiarato
JPM ESG EMBI Global Diversified TR EUR

Morningstar Rating™
Senza rating

Obiettivo d'Investimento Dichiarato

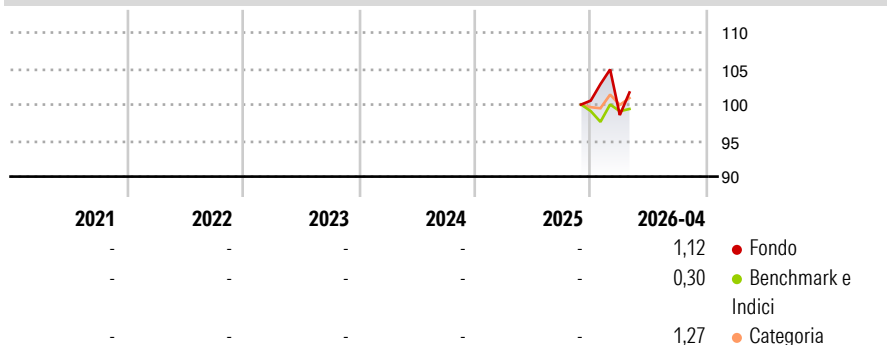
The Portfolio aims to achieve a target average return of 1-2% over the Benchmark (as specified in the "Benchmark" section below) before fees over a market cycle (typically 3 years) by investing primarily in Hard Currency-denominated debt issued in Emerging Market Countries. The Portfolio will invest primarily in debt securities and money market instruments issued by public or private issuers in Emerging Market Countries and/or countries which are part of the Benchmark which are denominated in Hard Currency. For the purposes of the Portfolio, Hard Currency is defined as US Dollar, Euro, Sterling, Japanese Yen and Swiss Franc and investors should also note that public issuers include corporate issuers that are, either directly or indirectly,...

Misure di Rischio

3Y Alpha	-	3Y Sharpe Ratio	-
3Y Beta	-	3Y Std Dev	-
3Y R-Squared	-	3Y Risk	-
3Y Info Ratio	-	5Y Risk	-
3Y Tracking Error	-	10Y Risk	-

Basati su Morningstar Emerging Markets Sovereign Bond GR USD (dove applicabile)


Rendimenti



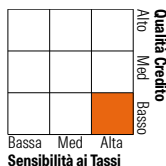
Rend. Cumulati %	Fondo	Bmk	Cat	Rendimenti	Q1	Q2	Q3	Q4
3-Mesi	-0,39	1,06	1,08	Trimestrali %				
6-Mesi	-	-	-	2026	-2,00	-	-	-
1-Anno	-	-	-	2025	-	-	-	-
3-Anni Ann.ti	-	-	-	2024	-	-	-	-
5-Anni Ann.ti	-	-	-	2023	-	-	-	-
10-Anni Ann.ti	-	-	-	2022	-	-	-	-

Rendimenti aggiornati al 08/05/2026

Portafoglio 31/03/2026



Fixed Income Style	Fondo
Box™	7,50
Duration Effettiva	11,88
Maturity effettiva	BB
Qualità Credito Media	



Credit Quality %	Fond	Credit Quality %	Fond
AAA	5,43	BBB	28,26
AA	0,22	BB	39,44
A	8,54	B	8,76
		Below B	9,00
		Not Rated	0,34

Titoli principali

Nome	Settore	%
F/C Us 5yr Note (Cbt) Jun26	-	11,14
F/C Us Ultra Bond Cbt Jun26	-	4,84
F/C Us Long Bond(Cbt) Jun26	-	4,55
F/C Us 2yr Note (Cbt) Jun26	-	3,69
Peru (Republic Of)	-	2,05
Ivory Coast (Republic Of)	-	1,92
Argentina (Republic Of)	-	1,79
% Primi 10 Titoli sul Patrimonio		29,99
Numero Complessivo di Titoli Azionari		0
Numero Complessivo di Titoli Obbligazionari		180

Fixed Income Sector Weightings %

Settore	Fondo
Gov	85,59
Societario	11,70
Cartolarizzazioni	0,00
Enti Locali	0,00
Liquidità ed equivalenti	2,34
Derivati	0,38

Coupon Range %

Categoria	Fondo
0 coupon	0,10
Da 0 a 4 cedole	20,37
Da 4 a 6 cedole	33,80
Da 6 a 8 cedole	37,64
Da 8 a 10 cedole	7,08
Da 10 a 12 cedole	1,00
Oltre 12 cedole	0,00

Scadenze %

Scadenza	Fondo
da 1 a 3	2,67
da 3 a 5	10,01
da 5 a 7	14,89
da 7 a 10	37,64
da 10 a 15	21,58
da 15 a 20	1,33
da 20 a 30	8,77
oltre 30	2,60

Anagrafica

Società di Gestione	Neuberger Berman Asset Management Ireland Limited	Patrimonio Classe (Mln)	11,27 CHF	Investimento Min. Ingresso	100.000.000 CHF
Telefono	-	Domicilio	IRLANDA	Investimento Min. Successivo	-
Web	-	Valuta del Fondo	CHF	T.E.R.	-
Data di Partenza	12/11/2025	UCITS	Si	Spese correnti	-
Nome del Gestore	-	Inc/Acc	Acc	Commissione di incentivo	-
Data Inizio Gestione	19/01/2022	ISIN	IE0004SBCSL5		
NAV (08/05/2026)	CHF 10,11				

Neuberger Berman Sustainable Emerging Market Debt - Hard Currency Fund CHF I2

Patrimonio Netto (Mln) 854,25 USD

Accumulating Class
