

UBS (Lux) Bond SICAV Global Corporates (USD) (CHF hedged) P-acc

Categoria Morningstar™

Global Corporate Bond - CHF Hedged

Benchmark Morningstar

Morningstar Global Corporate Bond GR

Hedged CHF
Usato nel Report
Benchmark Dichiarato

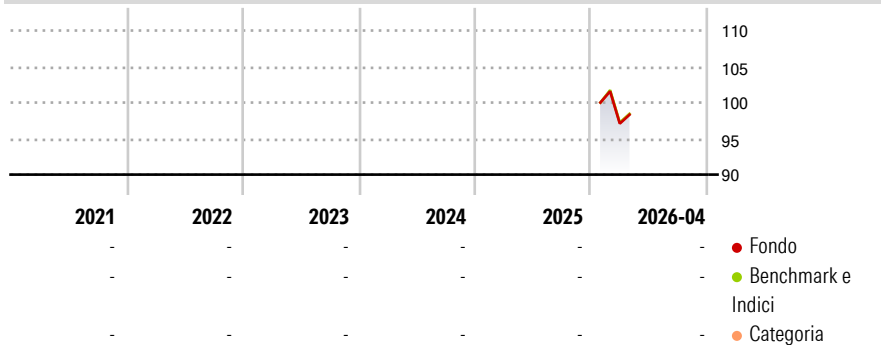
Bloomberg Gbl Agg Corp TR Hdg USD

Morningstar Rating™

Senza rating

Obiettivo d'Investimento Dichiarato

This sub-fund promotes environmental and/or social characteristics and complies with Article 8 of Regulation (EU) 2019/2088 on sustainability-related disclosures in the financial services sector ("SFDR"). The actively managed sub-fund uses the benchmark Bloomberg Global Aggregate – Corporates (hedged USD) Index as a reference for portfolio construction, performance evaluation, sustainability profile comparison and risk management purposes. The benchmark is not designed to promote ESG characteristics. For share classes with "hedged" in their name, currency-hedged versions of the benchmark (if available) are used. Although part of the portfolio may be invested in the same instruments and applying the same weightings as the benchmark, the...


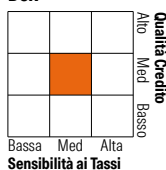
Rendimenti

Misure di Rischio

| | | | |
|-------------------|---|-----------------|---|
| 3Y Alpha | - | 3Y Sharpe Ratio | - |
| 3Y Beta | - | 3Y Std Dev | - |
| 3Y R-Squared | - | 3Y Risk | - |
| 3Y Info Ratio | - | 5Y Risk | - |
| 3Y Tracking Error | - | 10Y Risk | - |

Basati su Morningstar Global Corporate Bond GR Hedged CHF (dove applicabile)

| Rend. Cumulati % | Fondo | Bmk | Cat | Rendimenti Trimestrali % | Q1 | Q2 | Q3 | Q4 |
|------------------|-------|-------|-------|--------------------------|----|----|----|----|
| 3-Mesi | -1,24 | -1,09 | -1,09 | 2026 | - | - | - | - |
| 6-Mesi | - | - | - | 2025 | - | - | - | - |
| 1-Anno | - | - | - | 2024 | - | - | - | - |
| 3-Anni Ann.ti | - | - | - | 2023 | - | - | - | - |
| 5-Anni Ann.ti | - | - | - | 2022 | - | - | - | - |
| 10-Anni Ann.ti | - | - | - | | | | | |

Rendimenti aggiornati al 07/05/2026

Portafoglio 28/02/2026

Fixed Income Style
Box™


Sensibilità ai Tassi

| Credit Quality % | Fond | Credit Quality % | Fond |
|------------------|-------|------------------|-------|
| AAA | 0,16 | BBB | 56,00 |
| AA | 4,52 | BB | 0,00 |
| A | 32,70 | B | 0,00 |
| | | Below B | 6,49 |
| | | Not Rated | 0,14 |

Titoli principali

| Nome | Settore | % |
|---|---------|------|
| Meituan LLC 4.5% | — | 0,90 |
| Bank of America Corp. 5.015% | — | 0,72 |
| JPMorgan Chase & Co. 4.946% | — | 0,68 |
| NatWest Group PLC 3.756% | — | 0,63 |
| Ageas SA/NV 4.75% | — | 0,59 |
| Air Liquide Finance SA 3.5% | — | 0,56 |
| Plains All American Pipeline... | — | 0,55 |
| Goldman Sachs Group, Inc.... | — | 0,54 |
| Supermarket Income Reit... | — | 0,53 |
| Intesa Sanpaolo S.p.A. 7.8% | — | 0,52 |
| % Primi 10 Titoli sul Patrimonio | | 6,22 |
| Numero Complessivo di Titoli Azionari | | 0 |
| Numero Complessivo di Titoli Obbligazionari | | 497 |

Fixed Income Sector Weightings %

| Settore | Fondo |
|--------------------------|--------------|
| Governativo | 0,25 |
| Societario | 95,66 |
| Cartolarizzazioni | 0,16 |
| Enti Locali | 0,00 |
| Liquidità ed equivalenti | 3,79 |
| Derivati | 0,14 |
| Coupon Range % | Fondo |
| 0 coupon | 0,00 |
| Da 0 a 4 cedole | 38,98 |
| Da 4 a 6 cedole | 49,36 |
| Da 6 a 8 cedole | 11,49 |
| Da 8 a 10 cedole | 0,17 |
| Da 10 a 12 cedole | 0,00 |
| Oltre 12 cedole | 0,00 |

Scadenze %

| Scadenza | Fondo |
|------------|-------|
| da 1 a 3 | 13,33 |
| da 3 a 5 | 18,56 |
| da 5 a 7 | 21,36 |
| da 7 a 10 | 19,62 |
| da 10 a 15 | 7,71 |
| da 15 a 20 | 4,49 |
| da 20 a 30 | 10,17 |
| oltre 30 | 1,57 |

Anagrafica

| | | | | | |
|----------------------|------------------------------------|-------------------------|--------------|------------------------------|-------|
| Società di Gestione | UBS Asset Management (Europe) S.A. | Patrimonio Classe (Mln) | 15,57 CHF | Investimento Min. Ingresso | - |
| Telefono | +352 4 36 16 11 | Domicilio | LUSSEMBURGO | Investimento Min. Successivo | - |
| Web | www.credit-suisse.com | Valuta del Fondo | CHF | T.E.R. | - |
| Data di Partenza | 30/01/2026 | UCITS | Si | Spese correnti | 0,93% |
| Nome del Gestore | Jonathan Gregory | Inc/Acc | Acc | Commissione di incentivo | - |
| Data Inizio Gestione | 21/02/2014 | ISIN | LU3244692730 | | |
| NAV (07/05/2026) | CHF 98,71 | | | | |

UBS (Lux) Bond SICAV Global Corporates (USD) (CHF hedged) P-acc

Patrimonio Netto (Mln)

814,92 USD

(28/02/2026)